



6AS6

6AS6

SHARP-CUTOFF PENTODE

MINIATURE TYPE

GENERAL DATA

Electrical:

Heater, for Unipotential Cathode:

Voltage 6.3 ac or dc volts
 Current 0.175 amp

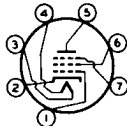
Direct Interelectrode Capacitances:

	Without Ex- ternal Shield	With External Shield No. 316	
Grid No.1 to Plate . .	0.025 max.	0.02 max.	$\mu\mu\text{f}$
Input	3.9	4.0	$\mu\mu\text{f}$
Output	2.2	3.0	$\mu\mu\text{f}$
Grid No.1 to Grid No.3	0.15 max.	0.15 max.	$\mu\mu\text{f}$
Grid No.3 to Plate . .	0.7 max.	0.7 max.	$\mu\mu\text{f}$
Grid No.3 to All Other Electrodes . .	3.3	3.4	$\mu\mu\text{f}$

Mechanical:

Mounting Position Any
 Maximum Overall Length 1-3/4"
 Maximum Seated Length 1-1/2"
 Length, Base Seat to Bulb Top (Excluding tip) . . 1-1/8" \pm 3/32"
 Maximum Diameter 3/4"
 Bulb T-5-1/2
 Base Small-Button Miniature 7-Pin
 Basing Designation for BOTTOM VIEW 7CM1

Pin 1 - Grid No.1
 Pin 2 - Cathode
 Pin 3 - Heater
 Pin 4 - Heater



Pin 5 - Plate
 Pin 6 - Grid No.2
 Pin 7 - Grid No.3

AMPLIFIER - Class A₁

Maximum Ratings, Design-Center Values:

PLATE VOLTAGE 180 max. volts
 GRID-No.3 VOLTAGE 27 max. volts
 GRID-No.2 VOLTAGE 140 max. volts
 CATHODE CURRENT 18 max. ma
 PLATE DISSIPATION 1.7 max. watts
 GRID-No.2 INPUT 0.75 max. watt

PEAK HEATER-CATHODE VOLTAGE:
 Heater negative with respect to cathode . . 90 max. volts
 Heater positive with respect to cathode . . 90 max. volts

BULB TEMPERATURE (At hottest point
 on bulb surface) 120 max. °C

Characteristics:

Plate Voltage 120 120 volts

6AS6



6AS6

SHARP-CUTOFF PENTODE

Grid-No.3 Voltage.	-3	0	volts
Grid-No.2 Voltage.	120	120	volts
Grid-No.1 Voltage.	-2	-2	volts
Plate Resistance (Approx.)	-	0.15	megohm
Transconductance, Grid No.1 to Plate.	1850	3200	μ hos
Transconductance, Grid No.3 to Plate.	810	470	μ hos
Plate Current.	3.6	5.2	ma
Max. Plate Current for Grid-No.1 Volts = -10.	-	100	μ amp
Max. Plate Current for Grid-No.3 Volts = -15.	-	20	μ amp
Grid-No.2 Current.	4.8	3.5	ma

FEB. 1, 1950

TUBE DEPARTMENT

TENTATIVE DATA

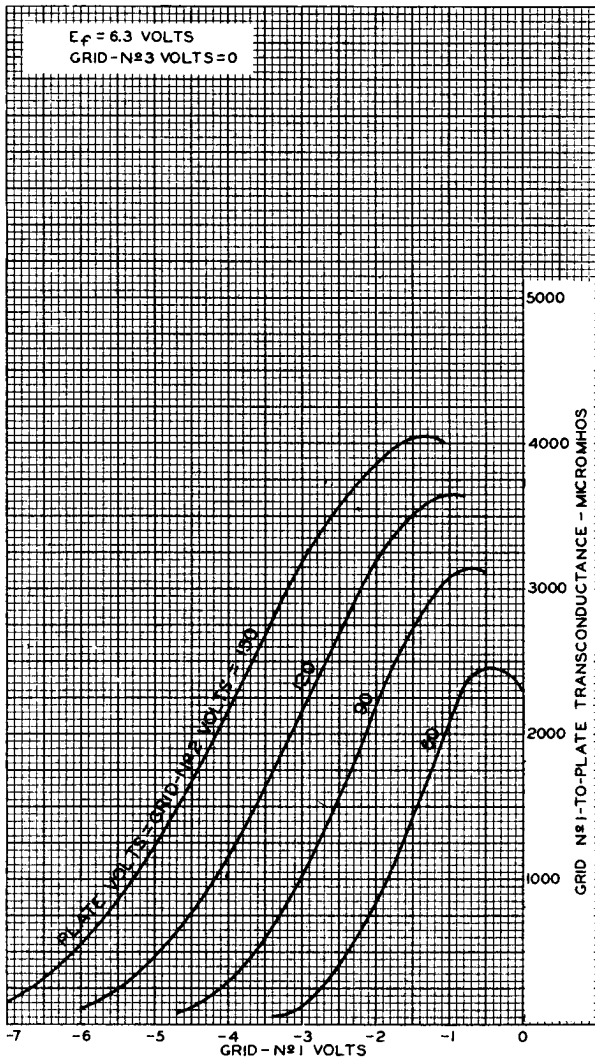
RADIO CORPORATION OF AMERICA, HARRISON, NEW JERSEY



6AS6

6AS6

AVERAGE CHARACTERISTICS



NOV. 4, 1949

TUBE DEPARTMENT
RADIO CORPORATION OF AMERICA, HARRISON, NEW JERSEY

92CM-7401

6AS6

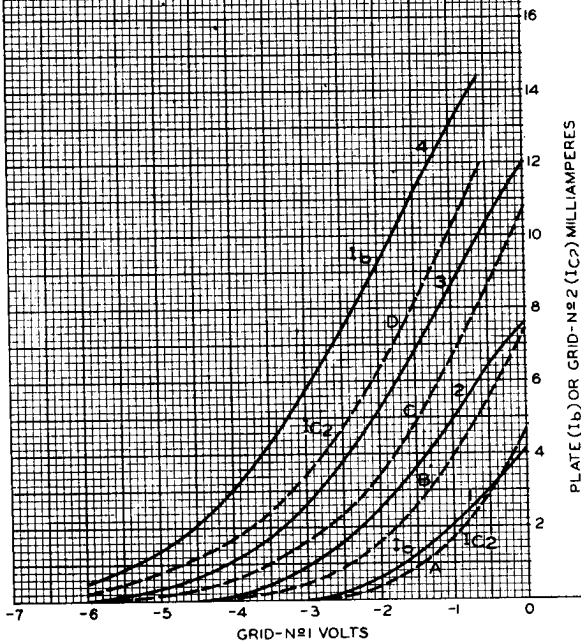


6AS6

AVERAGE CHARACTERISTICS

$E_f = 6.3$ VOLTS
 GRID-Nº3 VOLTS = 0

CURVES		PLATE AND GRID-Nº2 VOLTS
I_b ———	I_{c2} - - -	
1	A	60
2	B	90
3	C	120
4	D	150



NOV. 7, 1949

TUBE DEPARTMENT
 RADIO CORPORATION OF AMERICA, HARRISON, NEW JERSEY

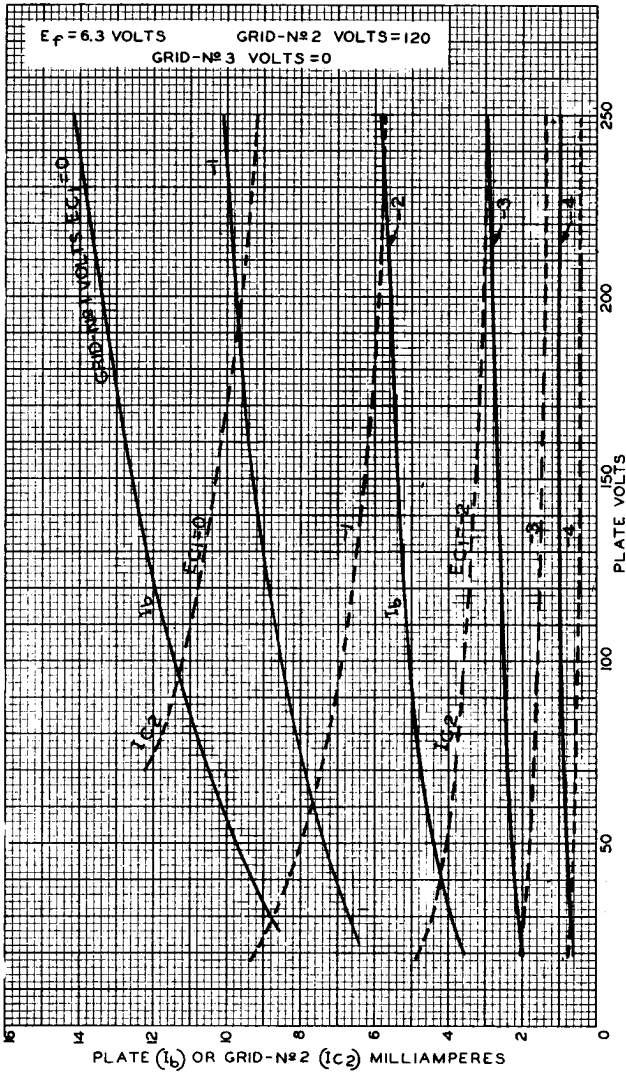
92CM-7402



6AS6

6AS6

AVERAGE PLATE CHARACTERISTICS



NOV. 4, 1949

TUBE DEPARTMENT
RADIO CORPORATION OF AMERICA, HARRISON, NEW JERSEY

92CM-7408

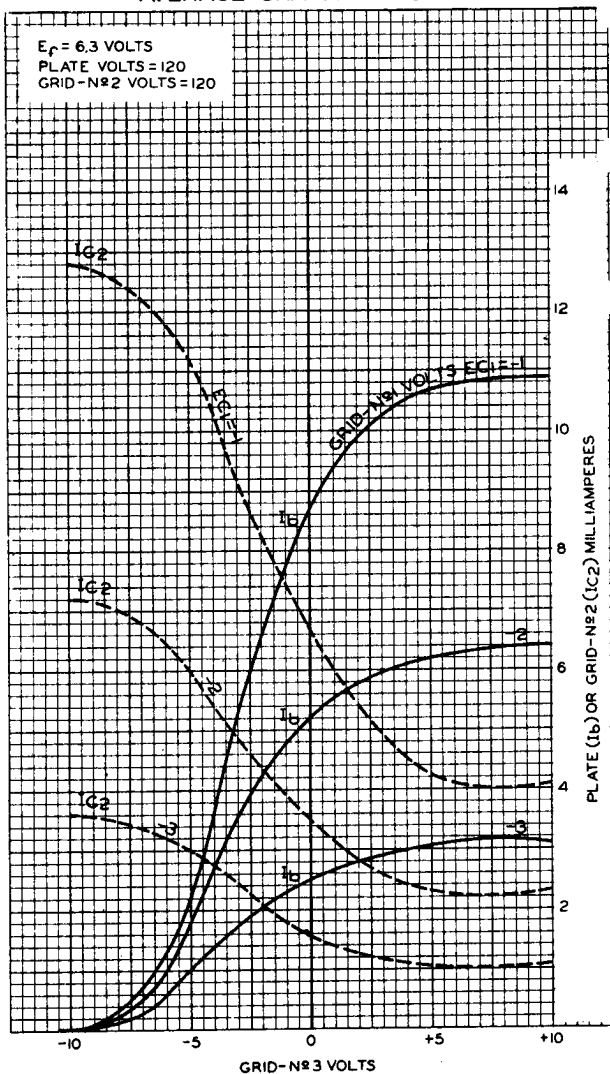
6AS6



6AS6

AVERAGE CHARACTERISTICS

$E_f = 6.3$ VOLTS
 PLATE VOLTS = 120
 GRID-Nº2 VOLTS = 120



NOV. 9, 1949

TUBE DEPARTMENT
 RADIO CORPORATION OF AMERICA, HARRISON, NEW JERSEY

92CM-7403



6AS6

AVERAGE CHARACTERISTICS

6AS6

