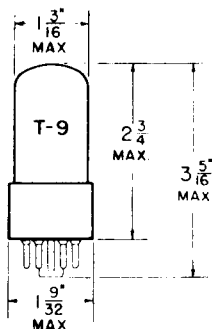


TUNG-SOL

DOUBLE DIODE



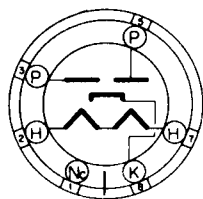
GLASS BULB

COATED UNIPOTENTIAL CATHODE

HEATER
6.3 VOLTS 1.2 AMP.

AC

ANY MOUNTING POSITION



BOTTOM VIEW

SHORT INTERMEDIATE
SHELL 6 PIN OCTAL

65

THE 6AX5GT IS A FULL-WAVE RECTIFIER OF THE HEATER-CATHODE TYPE INTENDED FOR USE IN AC OPERATED AND AUTOMOBILE RECEIVERS. BECAUSE OF ITS HEATER-CATHODE CONSTRUCTION IT HAS THE SAME HEATING TIME AS THAT OF OTHER HEATER-CATHODE TYPES IN THE RECEIVER. USE OF THIS TUBE PREVENTS EXCESSIVE VOLTAGES FROM APPEARING ACROSS FILTER CONDENSERS DURING WARM-UP PERIOD.

RATINGS

INTERPRETED ACCORDING TO RMA STANDARD MB-210

HEATER VOLTAGE	6.3	VOLTS
MAXIMUM HEATER-CATHODE VOLTAGE	450	VOLTS
MAXIMUM PEAK INVERSE PLATE VOLTAGE	1250	VOLTS
MAXIMUM PEAK PLATE CURRENT EACH PLATE	375	MA.
MAXIMUM HOT-SWITCHING TRANSIENT PLATE CURRENT ^A	2.6	AMP.
MAXIMUM AC PLATE SUPPLY VOLTAGE EACH PLATE (RMS)		SEE RATING CHART
MAXIMUM DC OUTPUT CURRENT EACH PLATE (RMS)		SEE RATING CHART

^A FOR DURATION OF 0.2 SECOND MAX.

→ INDICATES A CHANGE OR ADDITION.

CONTINUED ON FOLLOWING PAGE

TUNG-SOL

CONTINUED FROM PRECEDING PAGE

TYPICAL OPERATING CONDITIONS AND CHARACTERISTICS

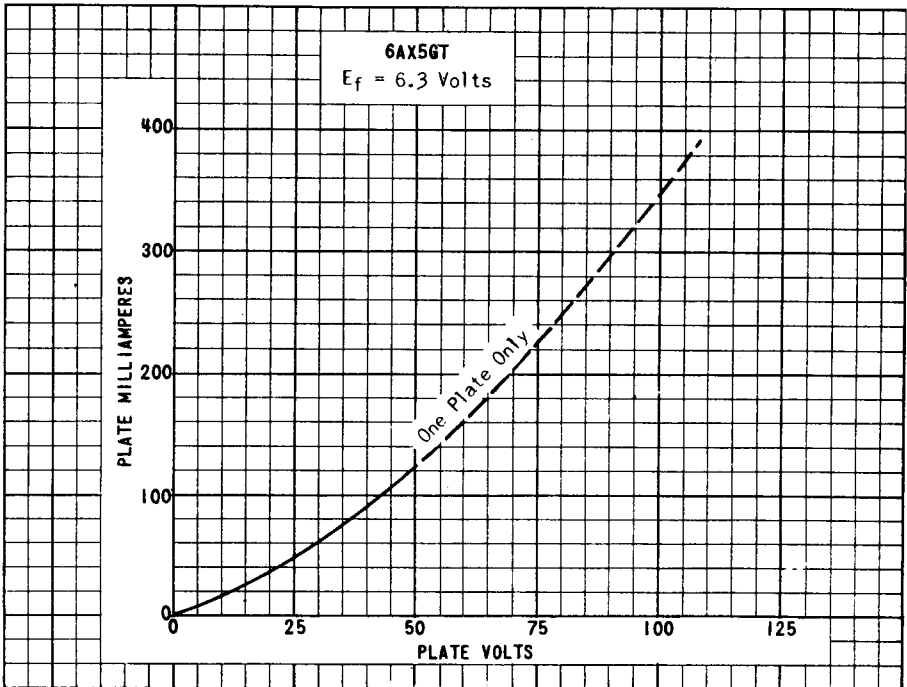
FULL-WAVE RECTIFIER WITH CONDENSER INPUT TO FILTER

HEATER VOLTAGE	6.3	6.3	VOLTS
HEATER CURRENT	1.2	1.2	AMP.
AC PLATE VOLTAGE EACH PLATE (RMS)	350	450	VOLTS
FILTER INPUT CONDENSER ^B	10	10	μf
EFFECTIVE PLATE SUPPLY IMPEDANCE EACH PLATE	50	105	OHMS
DC OUTPUT VOLTAGE AT INPUT TO FILTER (APPROX.):			
AT 62.5 MA. (HALF LOAD)	395	---	VOLTS
AT 40 MA. (HALF LOAD)	---	540	VOLTS
AT 125 MA. (FULL LOAD)	350	---	VOLTS
AT 80 MA. (FULL LOAD)	---	490	VOLTS
VOLTAGE REGULATION (APPROX.):			
HALF-LOAD TO FULL-LOAD CURRENT	45	50	VOLTS

^B HIGHER VALUES OF CAPACITANCE THAN INDICATED MAY BE USED BUT THE EFFECTIVE PLATE SUPPLY IMPEDANCE MAY HAVE TO BE INCREASED TO PREVENT EXCEEDING THE MAXIMUM RATING FOR HOT-SWITCHING TRANSIENT PLATE CURRENT.

FULL-WAVE RECTIFIER WITH CHOKE INPUT TO FILTER

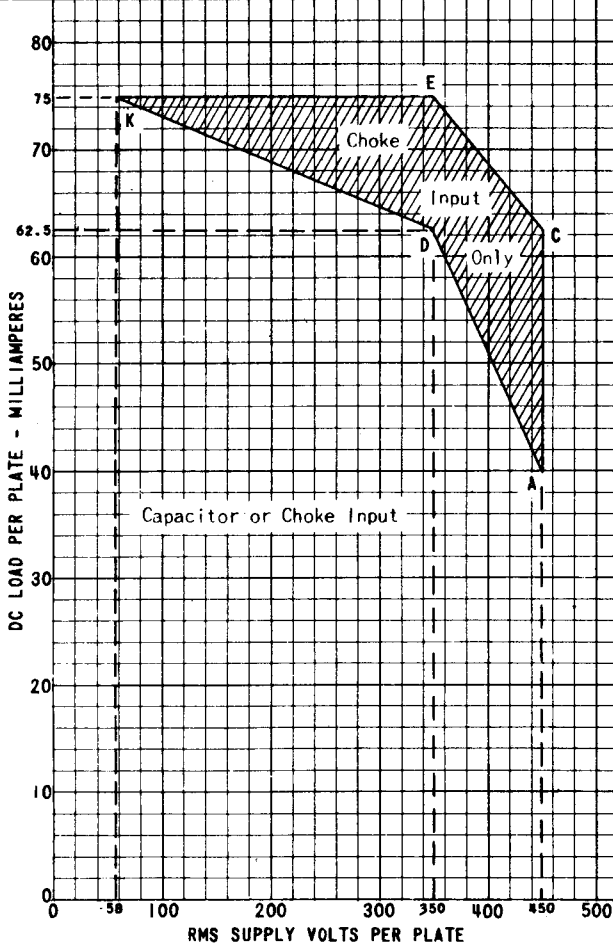
HEATER VOLTAGE	6.3	6.3	VOLTS
HEATER CURRENT	1.2	1.2	AMP.
AC PLATE VOLTAGE EACH PLATE (RMS)	350	450	VOLTS
FILTER INPUT CHOKE	10	10	HENRIES
DC OUTPUT VOLTAGE AT INPUT TO FILTER (APPROX.):			
AT 75 MA. (HALF LOAD)	270	---	VOLTS
AT 62.5 MA. (HALF LOAD)	---	365	VOLTS
AT 150 MA. (FULL LOAD)	250	---	VOLTS
AT 125 MA. (FULL LOAD)	---	350	VOLTS
VOLTAGE REGULATION (APPROX.):			
HALF-LOAD TO FULL-LOAD CURRENT	20	15	VOLTS



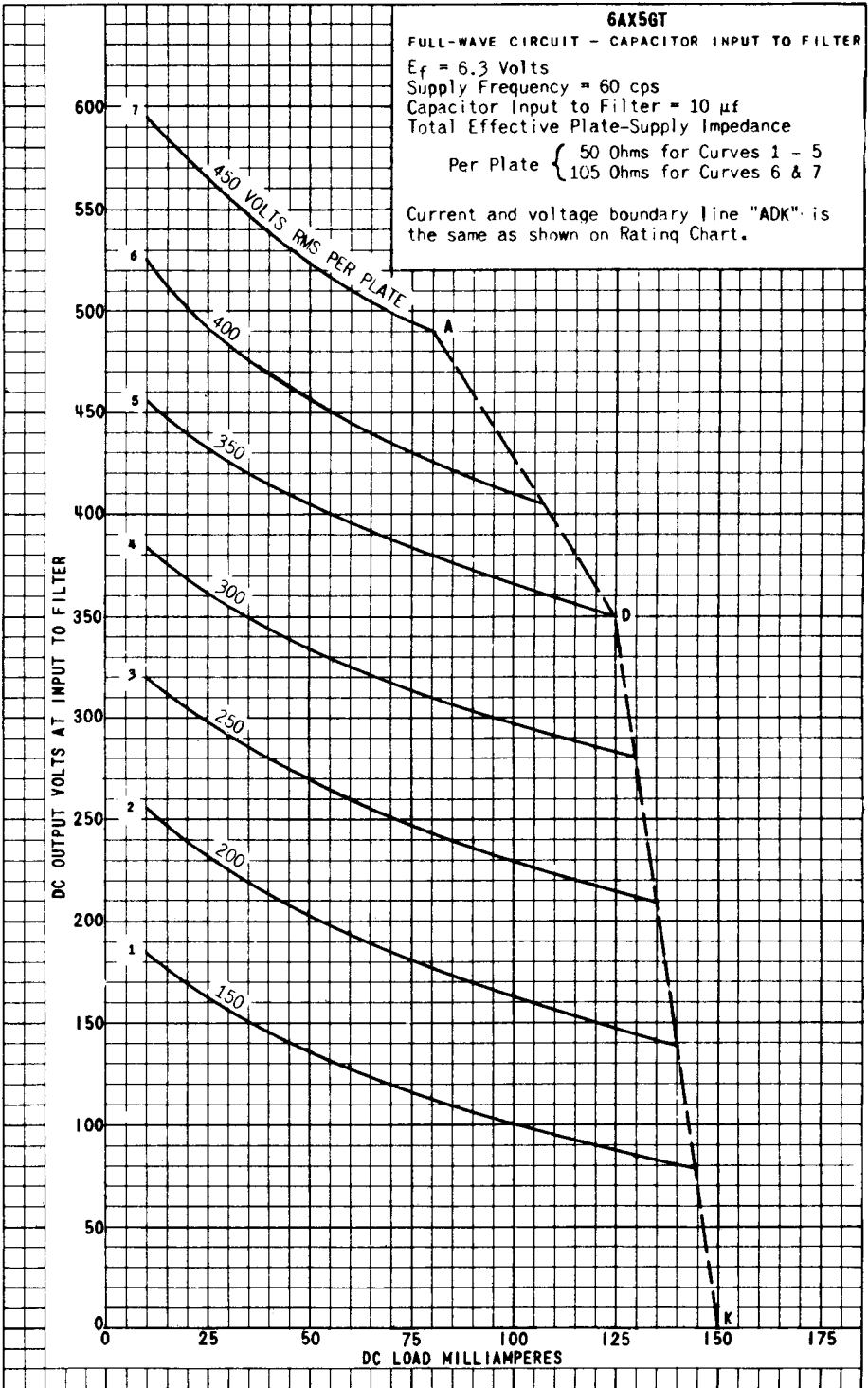
RATING CHART

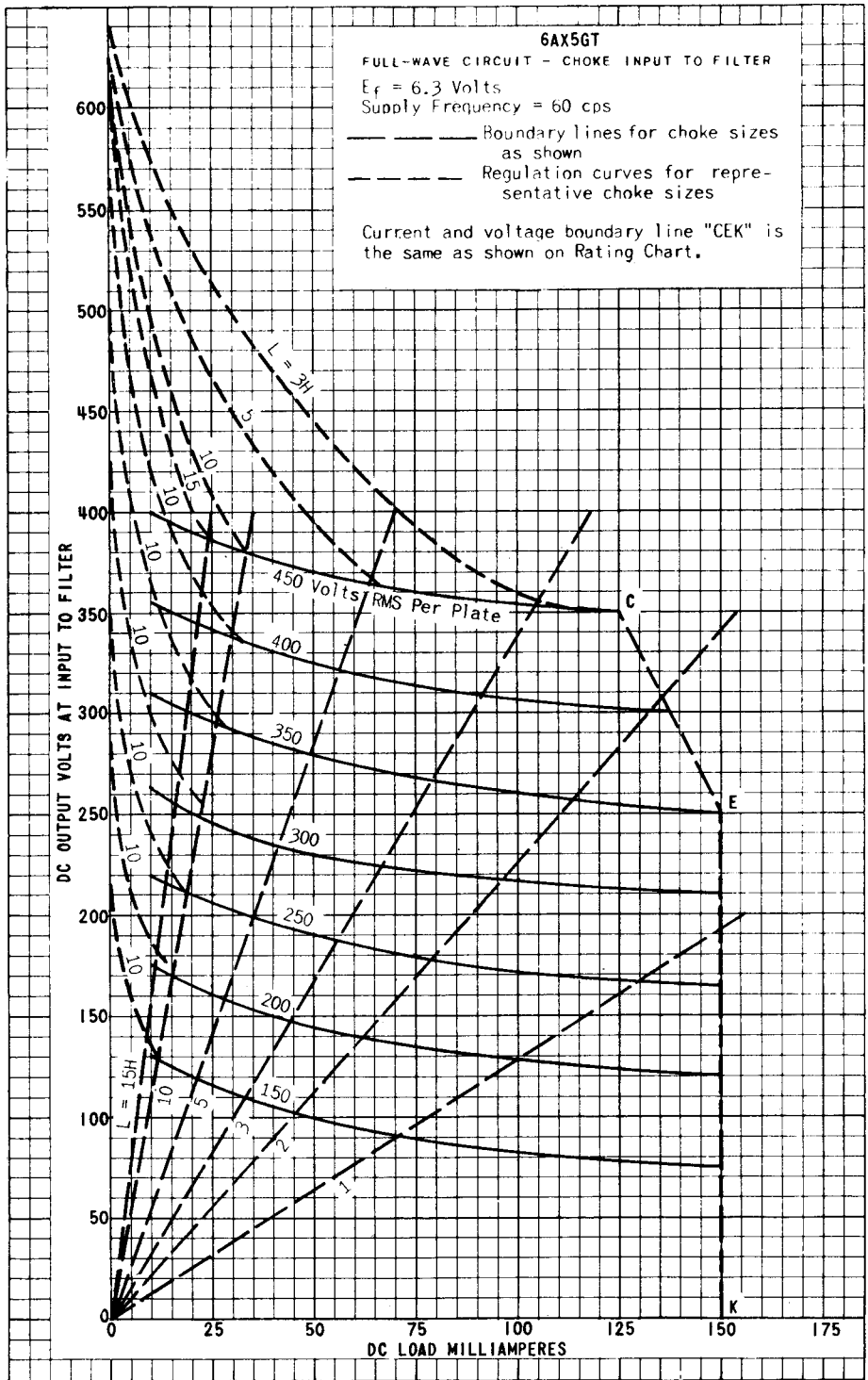
6AX5GT

$E_f = 6.3$ Volts



6AX5GT





PRINTED IN U. S. A.

PLATE
2381
APR. 1
1950