

AMPEREX TUBE TYPE 6BQ5/EL84

The 6BQ5/EL84 is an output pentode designed for application in medium power Hi-Fi amplifiers. A pair of tubes in Class AB₁ push-pull conventional operation yields an output of up to 17 watts at 4% distortion (without feedback). In single-ended operation a power output of 5.7 watts can be obtained.

The true pentode characteristics of this tube reduce distortion at low instantaneous plate voltages which allow larger A.C. swings and increased undistorted output as compared with beam power tubes in the same power class.

GENERAL CHARACTERISTICS

ELECTRICAL

Cathode	coated unipotential
Heater Voltage	6.3 volts
Heater Current	0.76 amps.
Direct Interelectrode Capacitances	
Grid No. 1 to all elements except plate	10.8 μf
Plate to all other elements except Grid No. 1	6.5 μf
Plate to Grid No. 1	0.5 μf
Grid No. 1 to heater	0.25 μf
Characteristics	
Plate Voltage	250 volts
Grid No. 2 Voltage	250 volts
Plate Current	48 mA
Grid No. 2 Current	5.5 mA
Grid No. 1 Voltage	- 7.3 volts
Transconductance	11,300 micromhos
Plate Resistance	40 K Ω
Amplification Factor (Grid No. 1 to Grid No. 2)	19.5

MECHANICAL

Base	Small button, 9 pin, RETMA #9CV
Max. Overall Length	3 1/16 inches
Max. Seated Height	2 13/16 inches
Max. Diameter	7/8 inches
Mounting Position	any

MAXIMUM RATINGS (Design Center Values)

Plate Voltage	300 volts
Plate Dissipation	12 watts
Grid No. 2 Voltage	300 volts
Grid No. 2 Dissipation (zero signal)	2.0 watts
Grid No. 2 Dissipation (max. signal)	4.0 watts
Cathode Current	65 mA
Grid Resistance (cathode bias)	1.0 M Ω
Grid Resistance (fixed bias)	300 K Ω
Filament to Cathode Voltage	100 volts

6BQ5/EL84

Operating Conditions - Class A - One Tube

Plate Voltage	250	250	250	250 volts
→ Screen Grid Voltage	250	250	250	210 volts
Plate Load Resistance	5.2	4.5	7.0	7.0 K Ω
Cathode Resistance	135	135	210	160 Ω
Grid No. 1 Voltage	-7.3	-7.3	-8.4	-6.4 volts
Plate Current (zero signal)	48	48	36	36 mA
Plate Current (max. signal)	49.5	50.6	36.8	36.6 mA
Grid No. 2 Current (zero signal)	5.5	5.5	4.1	3.9 mA
Grid No. 2 Current (max. signal)	10.8	10.0	8.5	7.3 mA
Input (rms) Signal Voltage	4.3	4.4	3.5	3.4 volts rms.
Power Output	5.7	5.7	4.2	4.3 watts
Total Distortion (measured with fixed grid bias)	10	10	10	10 %

Operating Conditions - Class AB - Two Tubes, Push-Pull

Plate Voltage	250	300 volts
Grid No. 2 Voltage	250	300 volts
Common Cathode Resistance	130	130 Ω
Plate to Plate Load Resistance	8.0	8.0 K Ω
Plate Current (zero signal)	2x31	2x36 mA
Plate Current (max. signal)	2x37.5	2x46 mA
Grid No. 2 Current (zero signal)	2x3.5	2x4.0 mA
Grid No. 2 Current (max. signal)	2x7.5	2x11 mA
Input Signal Voltage (rms)	8	10 volts
Power Output	11	17 watts
Percent Distortion	3.0	4.0 %

Operating Conditions - Class B - Two Tubes, Push-Pull

Plate Voltage	250	300 volts
Grid No. 2 Voltage	250	300 volts
→ Grid No. 1 Voltage	-11.6	-14.7 volts
Plate to Plate Load Resistance	8.0	8.0 K Ω
Plate Current (zero signal)	2x10	2x7.5 mA
Plate Current (max. signal)	2x37.5	2x46 mA
Grid No. 2 Current (zero signal)	2x1.1	2x0.8 mA
Grid No. 2 Current (max. signal)	2x7.5	2x11 mA
Input Signal Voltage (rms)	8	10 volts (rms)
Power Output	11	17 watts
Percent Distortion	3.0	4.0 %

6BQ5/EL84

Class A - Triode Operation

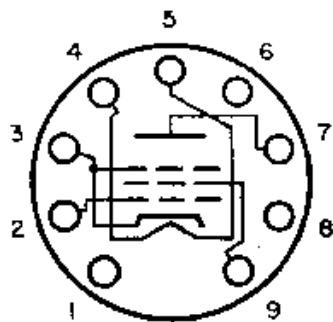
(Screen grid connected to plate)

Plate Voltage	250 volts
Common Cathode Resistance	270 Ω
Plate Load Resistance	3.5 K Ω
Plate Current (zero signal)	34 mA
Plate Current (max. signal)	36 mA
Input Signal Voltage (rms)	6.7 volts (rms)
Power Output	1.95 watts
Percent Distortion	9.0 %

Class AB - Triode Operation

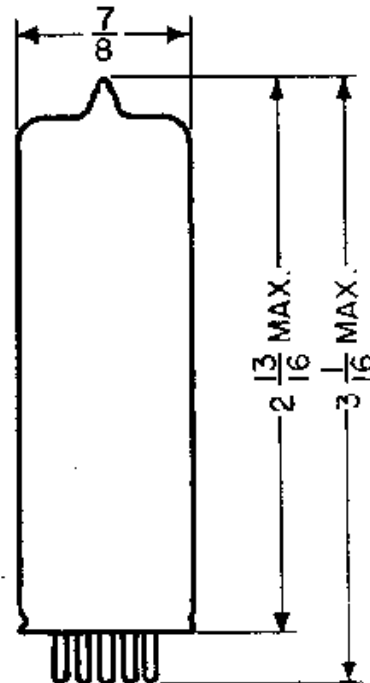
(Two tubes, push-pull. Screen grid connected to plate)

Plate Voltage	250	300 volts
Common Cathode Resistance	270	270 Ω
Plate to Plate Load Resistance	10	10 K Ω
Plate Current (zero signal)	2x20	2x24 mA
Plate Current (max. signal)	2x21.7	2x26.0 mA
Input Signal Voltage (rms)	8.3	10 volts (rms)
Power Output	3.4	5.2 watts
Percent Distortion	2.5	2.5 %

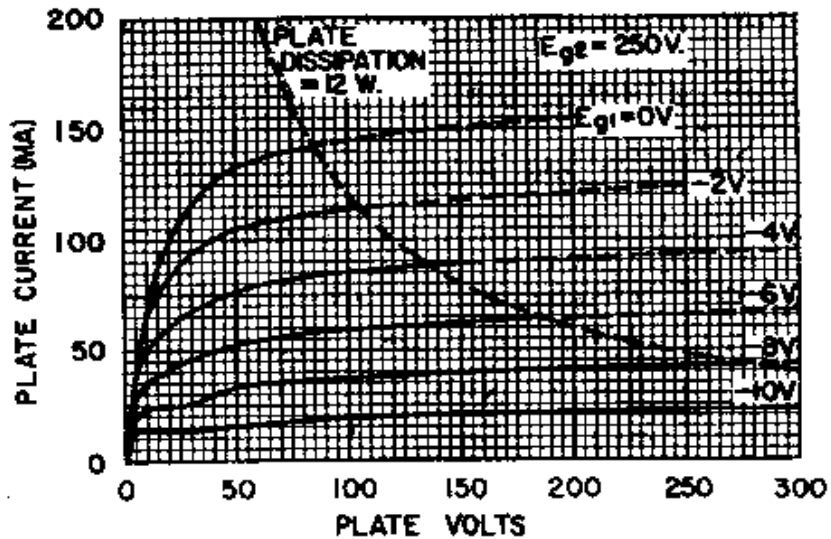
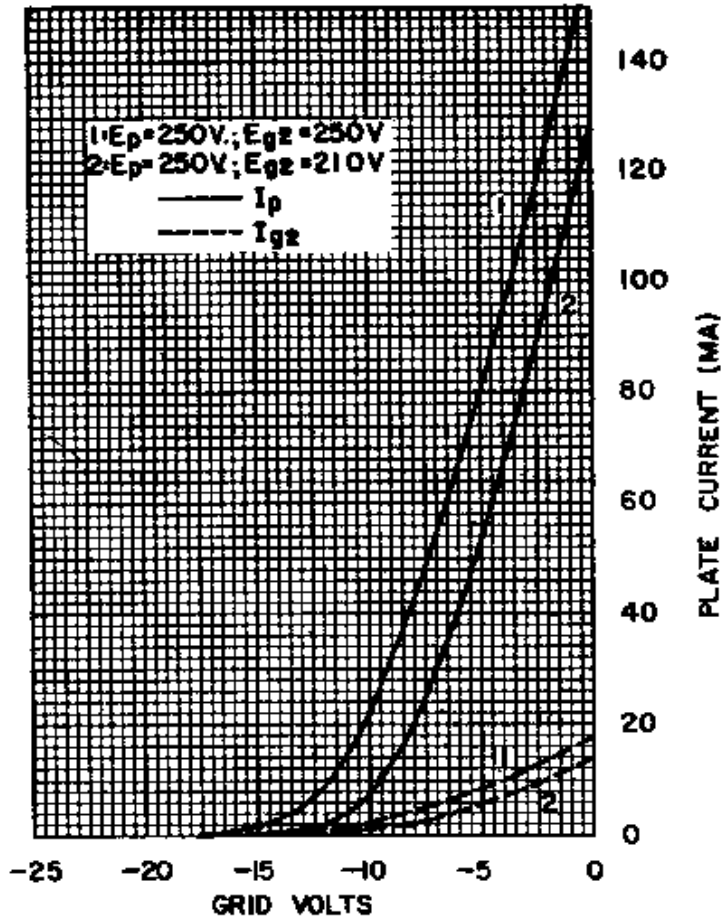


PIN CONNECTIONS

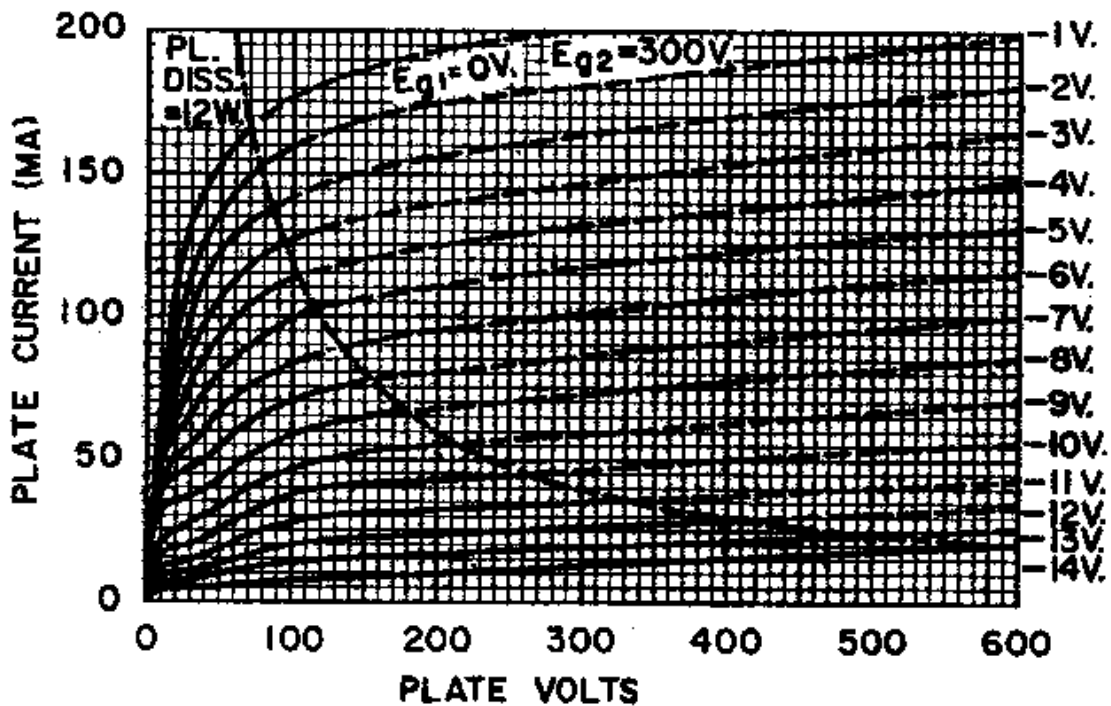
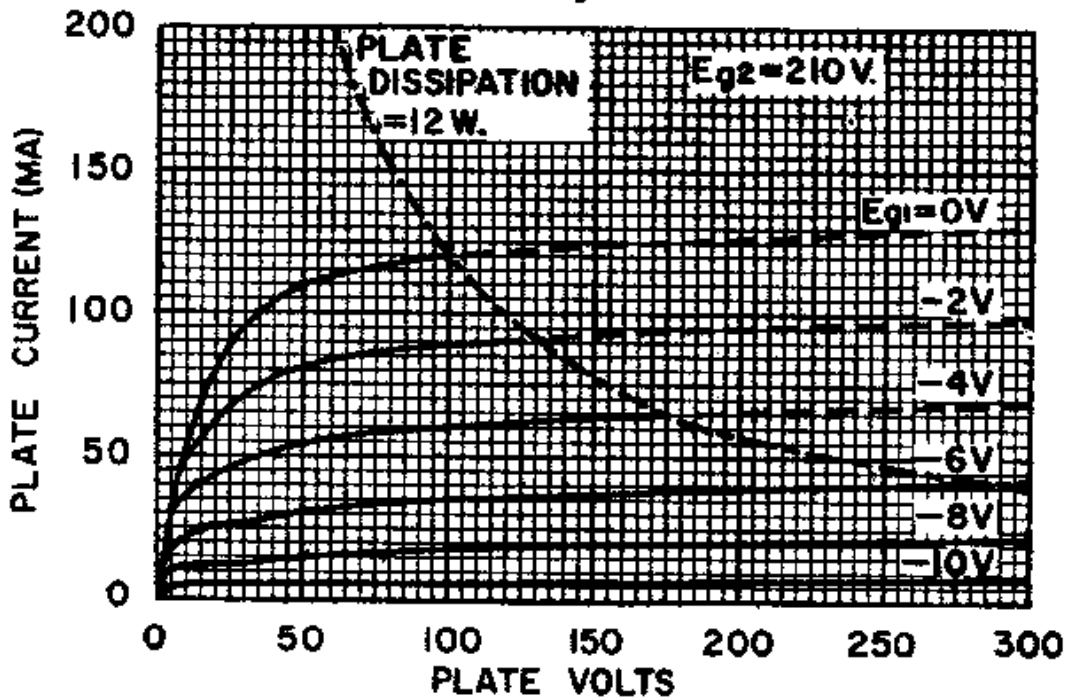
PIN.NO.	ELEMENT
1.	— INTERNALLY CONNECTED
2.	— GRID NO. 1.
3.	— CATHODE AND GRID NO. 3.
4.	— FILAMENT
5.	— FILAMENT
6.	— INTERNALLY CONNECTED
7.	— ANODE
8.	— INTERNALLY CONNECTED
9.	— GRID NO. 2.



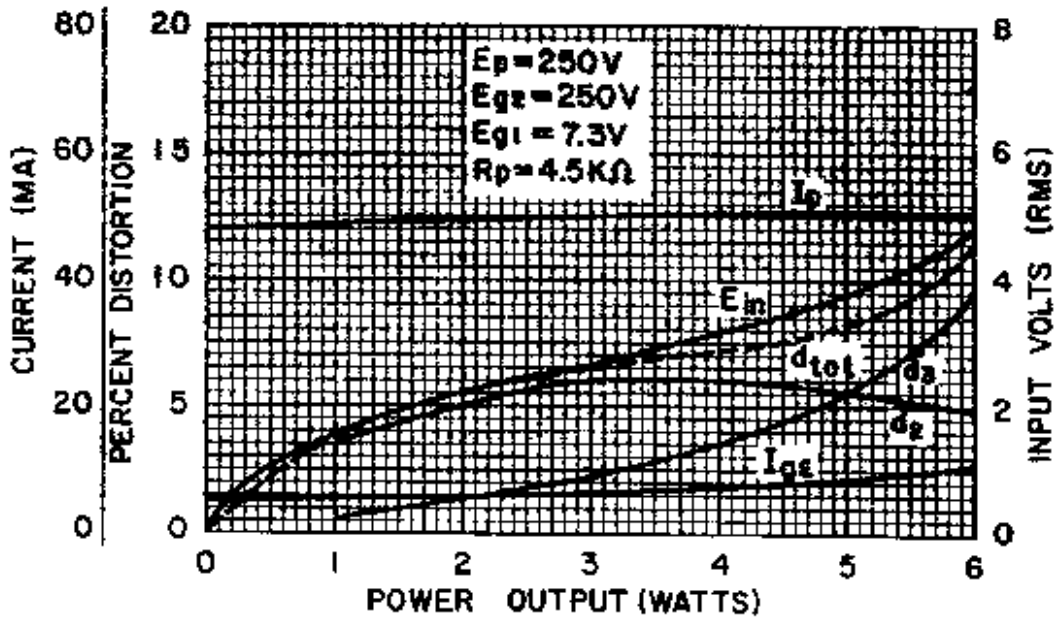
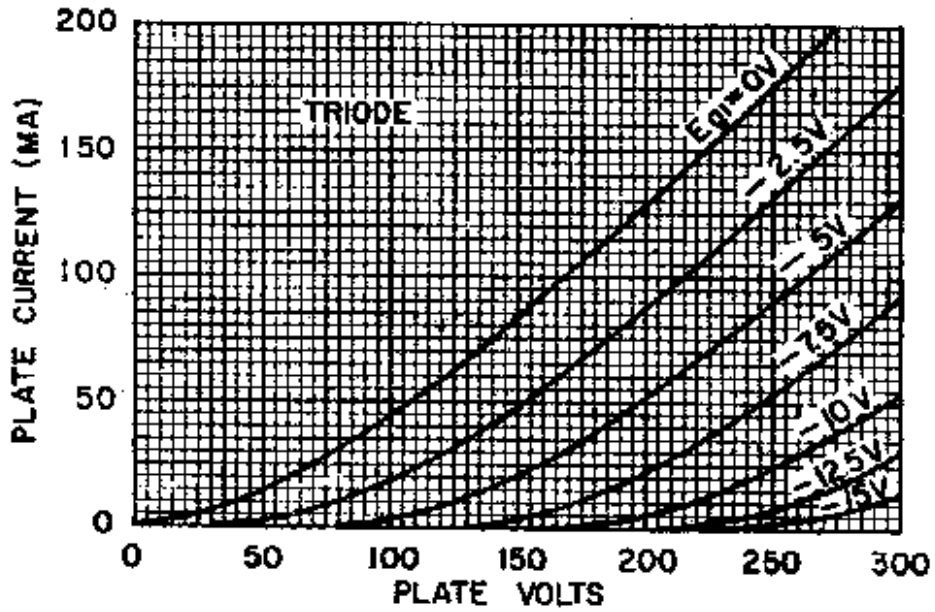
6BQ5/EL84



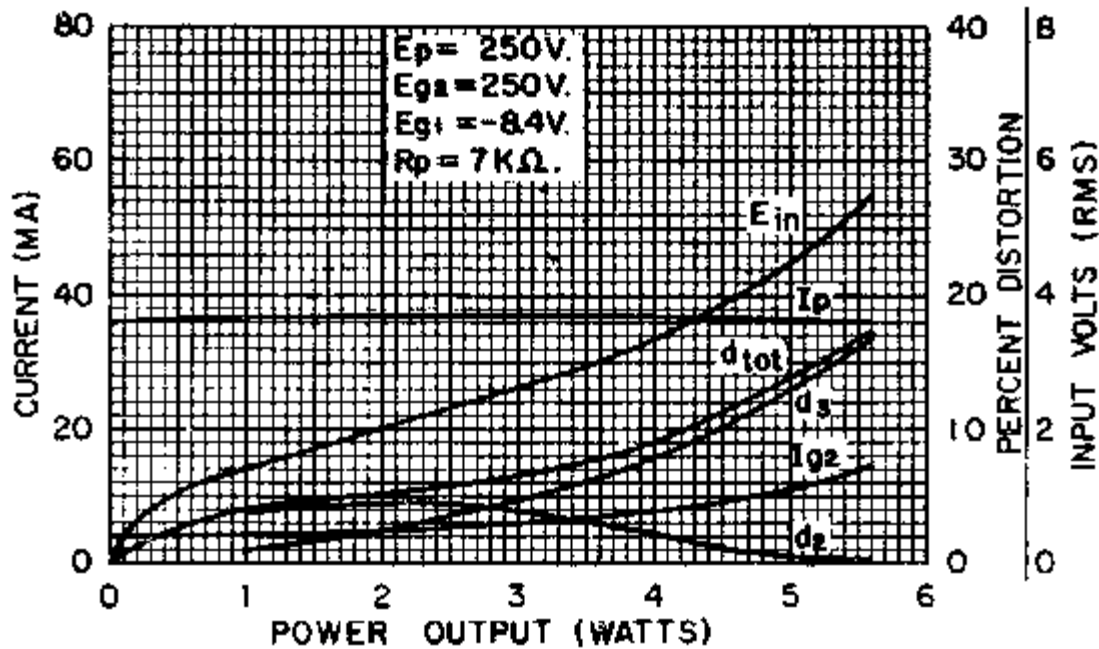
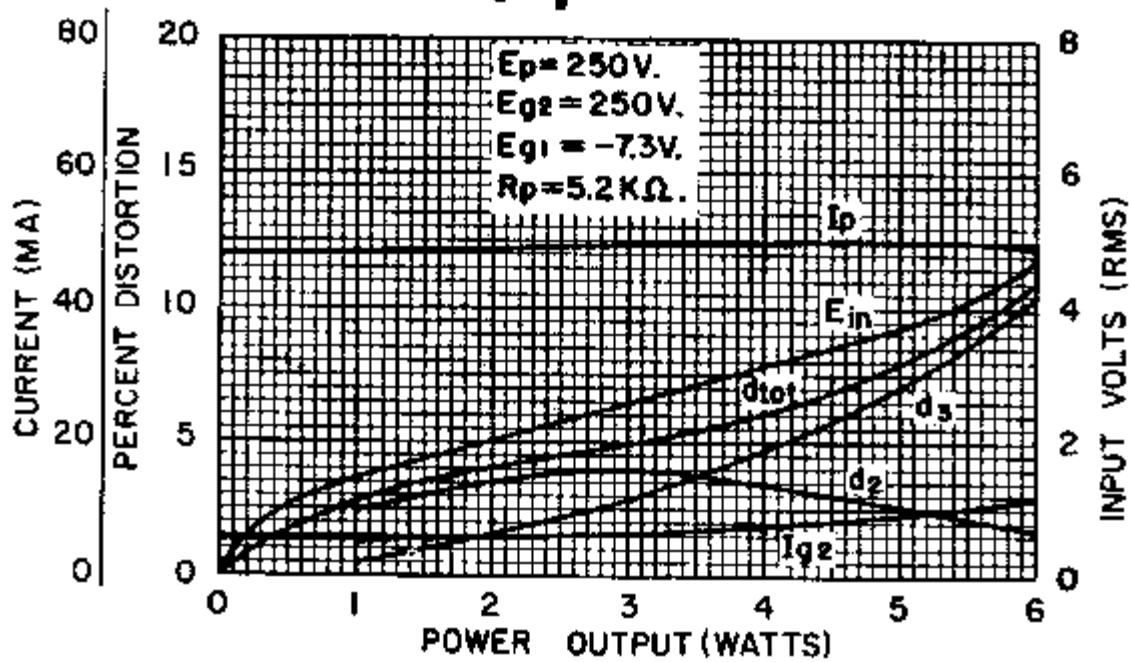
6BQ5/EL84



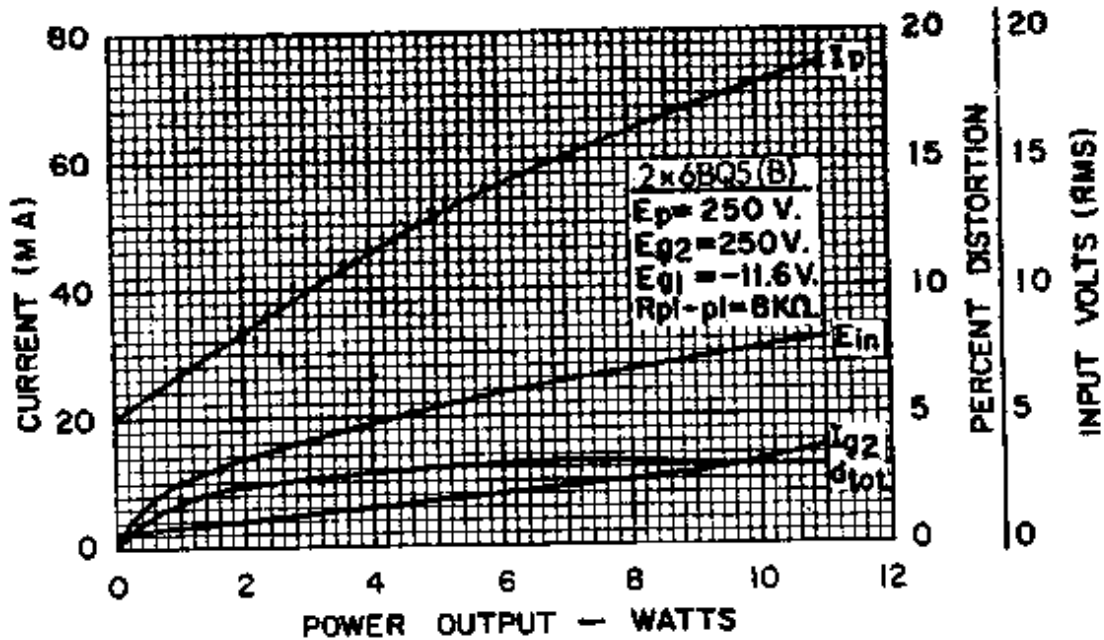
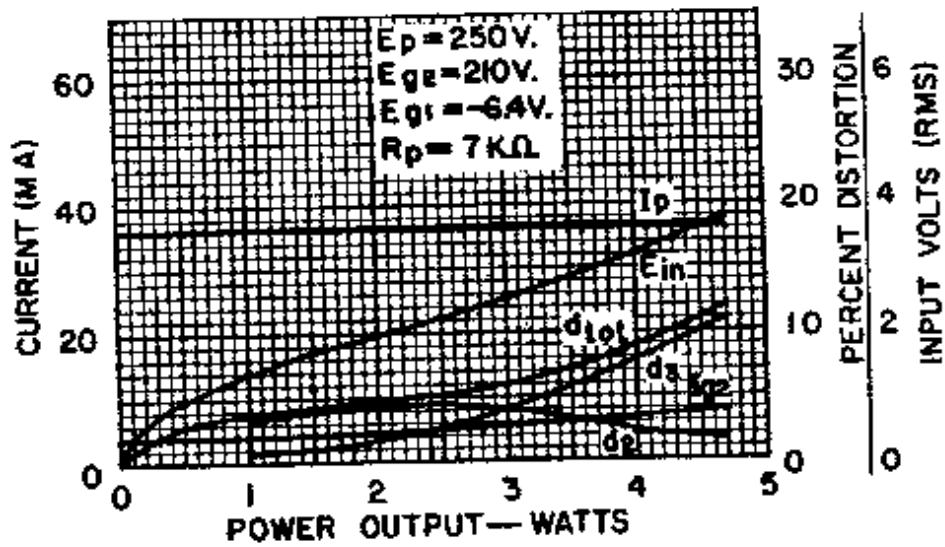
6BQ5/EL84



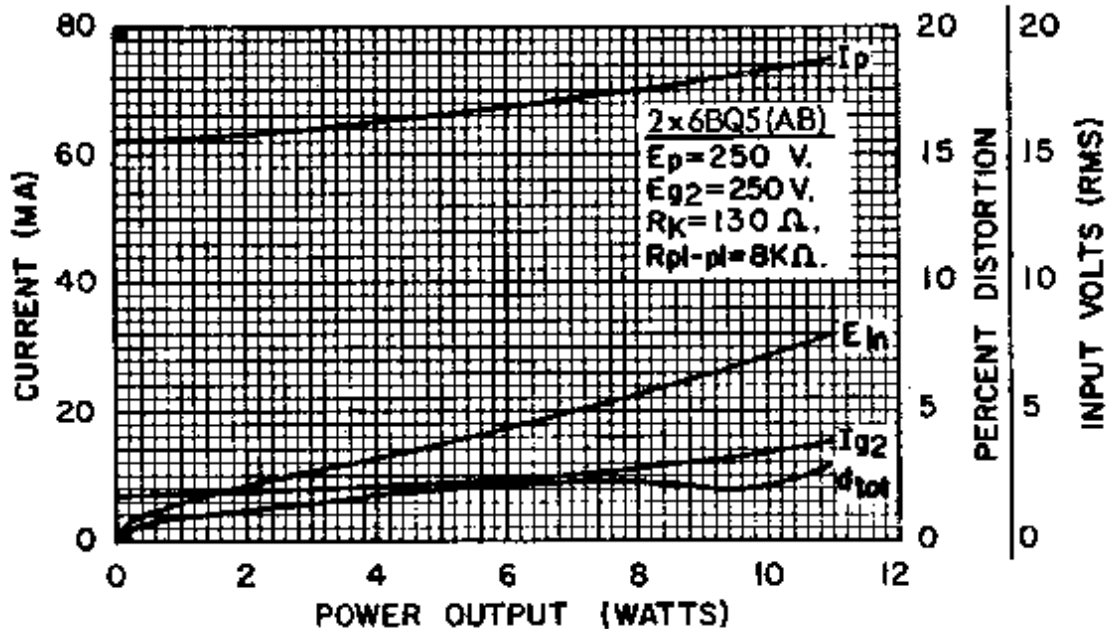
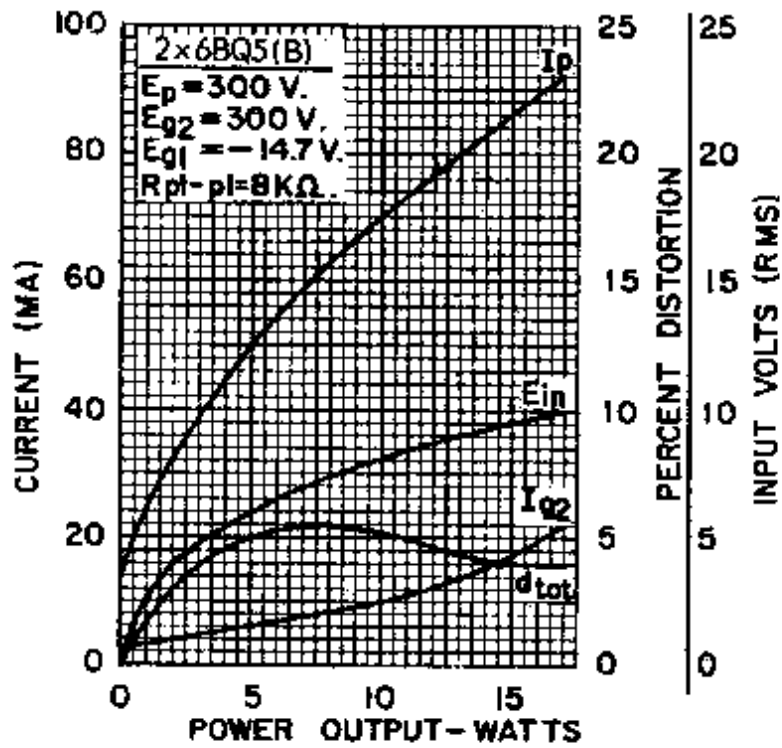
6BQ5/EL84



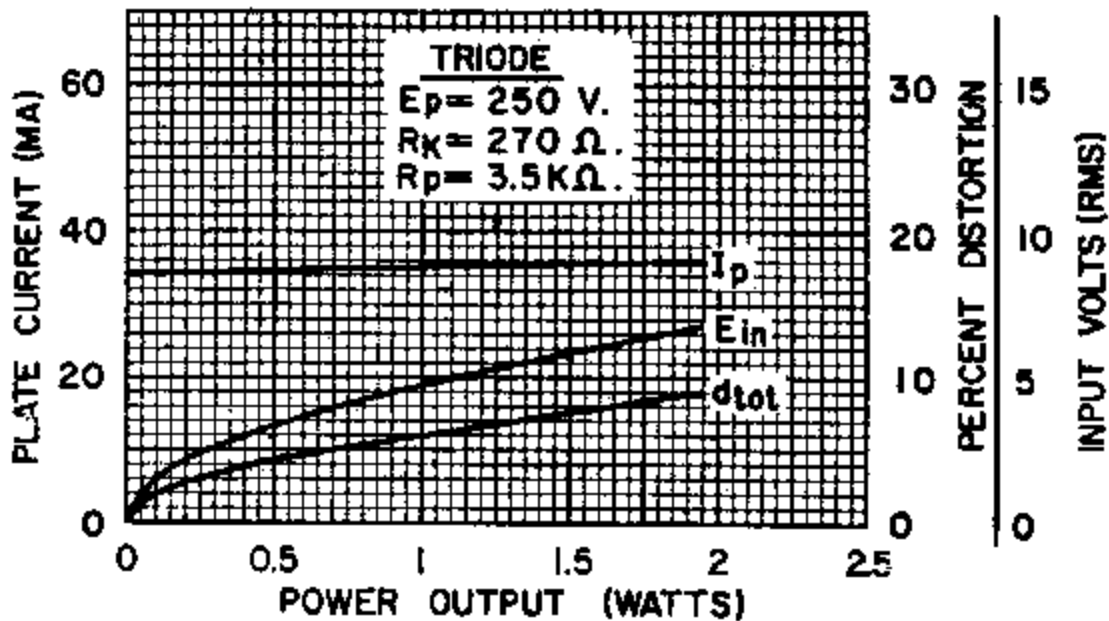
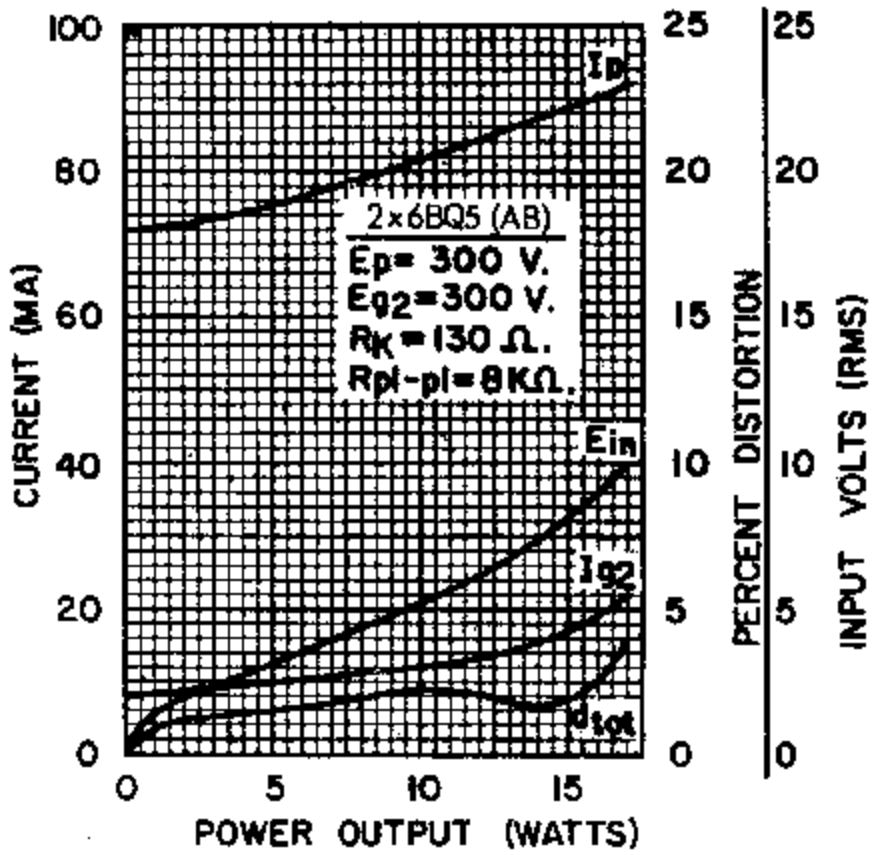
6BQ5/EL84



6BQ5/EL84



6BQ5/EL84



6BQ5/EL84

