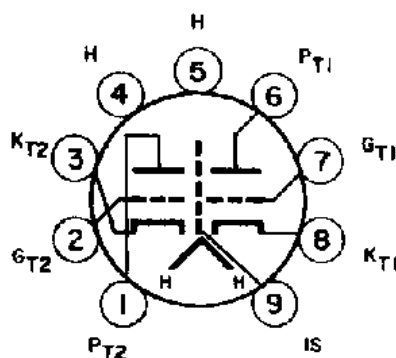


# AMPEREX TUBE TYPE 6DJ8/ECC88

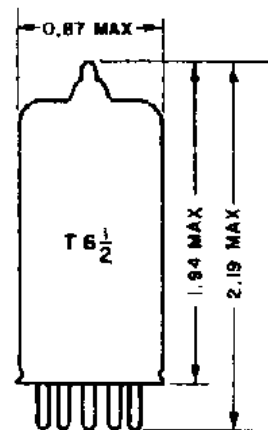
## TENTATIVE DATA

The 6DJ8/ECC88 is a frame grid sharp cut-off twin triode with separate cathodes designed for use in cascode circuits, RF and IF amplifiers, mixer and phase inverter stages. The tube features high transconductance, low noise properties, as well as extreme reproducibility of characteristics as a result of the frame grid construction. The heater is designed for parallel operation from a 6.3 volt supply.



### PIN CONNECTIONS

1. PLATE, TRIODE 2
2. GRID, TRIODE 2
3. CATHODE, TRIODE 2
4. HEATER
5. HEATER
6. PLATE, TRIODE 1
7. GRID, TRIODE 1
8. CATHODE, TRIODE 1
9. INTERNAL SHIELD



## GENERAL CHARACTERISTICS

### MECHANICAL

Cathode	coated, unipotential
Mounting Position	any
Dimensions	see outline drawing
Bulb	T6½
Outline	6-2
Base	E9-1
Base Connection	9DE

### ELECTRICAL

#### Heater Characteristics

Heater Arrangement	parallel supply
Heater Voltage (ac or dc)	6.3 volts
Heater Current	365 mA

6CG7



6CG7

## MEDIUM-MU TWIN TRIODE

CATHODE CURRENT . . . . .	22 max.	ma
PLATE DISSIPATION:		
Either plate. . . . .	4 max.	watts
Both plates (Both units operating). . . . .	5.7 max.	watts
PEAK HEATER-CATHODE VOLTAGE:		
Heater negative with respect to cathode. . . . .	200 max.	volts
Heater positive with respect to cathode. . . . .	200 <sup>▲</sup> max.	volts

**Typical Operation as Resistance-Coupled Amplifier:**

See RESISTANCE-COUPLED AMPLIFIER CHART No. 29  
at front of this Section

**Maximum Circuit Values:**

Grid-Circuit Resistance:		
For fixed-bias operation. . . . .	1 max.	megohms

**HORIZONTAL-DEFLECTION OSCILLATOR**

Values are for Each Unit

→ **Maximum Ratings, Design-Maximum Values:**

For operation in a 525-line, 30-frame system<sup>□</sup>

DC PLATE VOLTAGE. . . . .	330 max.	volts
PEAK NEGATIVE-PULSE GRID VOLTAGE. . . . .	660 max.	volts
CATHODE CURRENT:		
Peak. . . . .	330 max.	ma
DC. . . . .	22 max.	ma
PLATE DISSIPATION:		
Either plate. . . . .	4 max.	watts
Both plates (Both units operating). . . . .	5.7 max.	watts
PEAK HEATER-CATHODE VOLTAGE:		
Heater negative with respect to cathode. . . . .	200 max.	volts
Heater positive with respect to cathode. . . . .	200 <sup>▲</sup> max.	volts

**Maximum Circuit Values:**

Grid-Circuit Resistance . . . . .	2.2 max.	megohms
-----------------------------------	----------	---------

**VERTICAL-DEFLECTION OSCILLATOR**

Values are for Each Unit

→ **Maximum Ratings, Design-Maximum Values:**

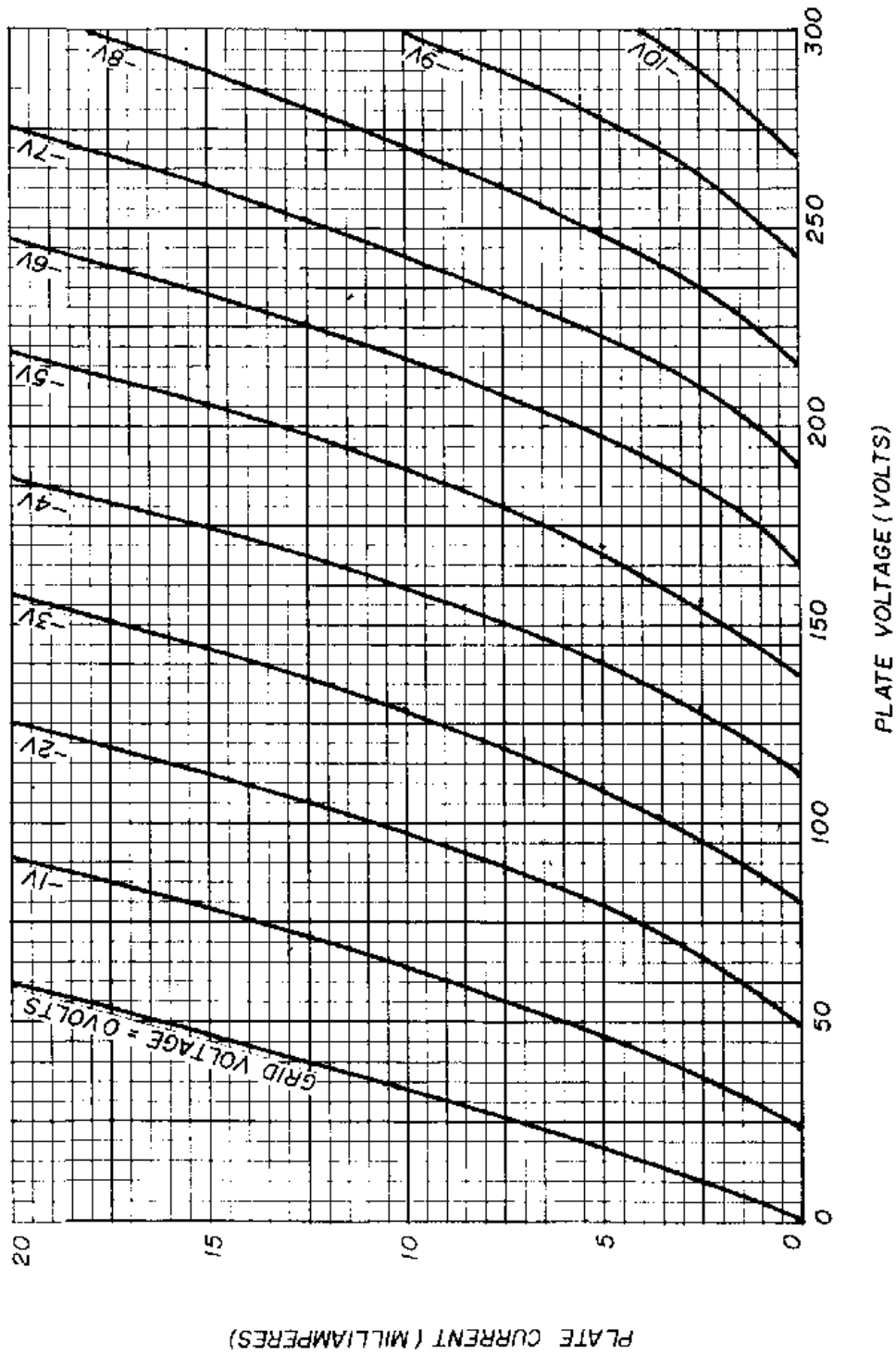
For operation in a 525-line, 30-frame system<sup>□</sup>

DC PLATE VOLTAGE. . . . .	330 max.	volts
PEAK NEGATIVE-PULSE GRID VOLTAGE. . . . .	440 max.	volts
CATHODE CURRENT:		
Peak. . . . .	77 max.	ma
DC. . . . .	22 max.	ma

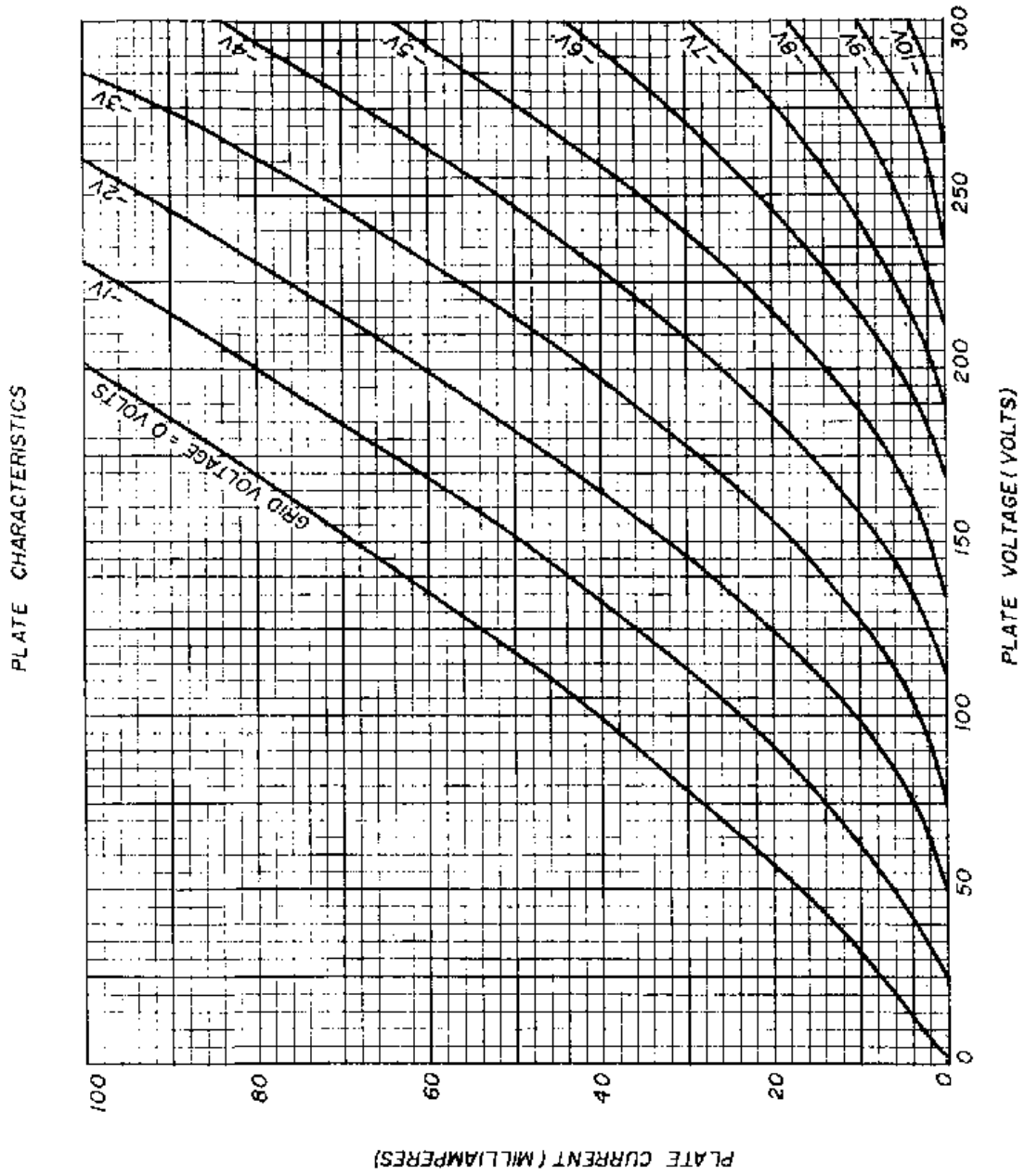
▲ Indicates a change.

# 6DJ8/ECC88

PLATE CHARACTERISTICS



# 6DJ8/ECC88



# 6DJ8/ECC88

TRANSFER CHARACTERISTICS

