

## SIEMENS ENERGY & AUTOMATION Central Processing Units SIMATIC S7-200



Modular micro PLC systems.  
All CPUs are expandable except the 6ES7211

Mfg Part#	Description	Main Memory	Supply Voltage	Integrated I/O	Communication Ports	E
6ES72110AA230XB0	221	4 KB	24 VDC	6 DI, 4 DO	1 RS-422/485	\$396.00
6ES72110BA230XB0*	221	4 KB	100-230 VAC	6 DI, 4 DO	1 RS-422/485	\$418.00
6ES72121AB230XB0	222	4 KB	24 VDC	8 DI, 6 DO	1 RS-422/485	\$506.00
6ES72121BB230XB0*	222	4 KB	100-230 VAC	8 DI, 6 DO relay outputs	1 RS-422/485	\$550.00
6ES72141AD230XB0	224	8/12 KB RAM for Program, 8 KB RAM for Data	24 VDC	14 DI, 10 DO	1 RS-422/485	\$726.00
6ES72141BD230XB0*	224	8/12 KB RAM for Program, 8 KB RAM for Data	100-230 VAC	14 DI, 10 DO relay outputs	1 RS-422/485	\$770.00
6ES72142AD230XB0	224 XP	12/16 KB RAM for Program, 10 KB RAM for Data	24 VDC	14 DI, 10 DO, 2 AI, 1 AO	2 RS-422/485	\$1089.00
6ES72142BD230XB0	224 XP	12/16 KB RAM for Program, 10 KB RAM for Data	100-230 VAC	14 DI, 10 DO relay outputs, 2 AI, 1 AO	2 RS-422/485	\$1133.00
6ES72162AD230XB0	226	16/24 KB RAM for Program, 10 KB RAM for Data	24 VDC	24 DI, 16 DO	1 RS-422/485	\$1221.00
6ES72162BD230XB0*	226	16/24 KB RAM for Program, 10 KB RAM for Data	100-230 VAC	24 DI, 16 DO	1 RS-422/485	\$1298.00

## SIEMENS ENERGY & AUTOMATION PC/PPI Cables

Description: Isolated PC/PPI cable, 5 m, converts USB (PC) to RS485 (S7-200).

Mfg Part#	E
6ES79013DB300XA0*	\$327.80

## SIEMENS ENERGY & AUTOMATION Bus Backplane Extension Cables SIMATIC S7-200

For connecting the two equipment tiers in a two-tier configuration, for CPU 222/224/224 XP/226.

Mfg Part#	E
6ES72906AA200XA0	\$132.00

## SIEMENS ENERGY & AUTOMATION Memory Modules SIMATIC S7-200

EEPROM for CPU 221/222/224/224 XP/226

Mfg Part#	Size	E
6ES72918GF230XA0	64 KB	\$66.00
6ES72918GH230XA0	256 KB	\$132.00

## SIEMENS ENERGY & AUTOMATION Digital Input Modules SIMATIC S7-200



Mfg Part#	No. of Inputs	Input Voltage	Input Delay	Backplane Current Load	E
6ES72211BF220XA0*	8	24 VDC	4.5 ms	30mA	\$198.00
6ES72211BH220XA0	16	24 VDC	4.5 ms	70 mA	\$297.00
6ES72211EF220XA0	8	120/230 VAC	15 ms	30 mA	\$286.00

**frenchgerleman.com**  
Visit our web site for information on our services, new products, training schedules, events and current promotions.

St. Louis

314-569-3122

Washington

636-390-4949

Columbia, MO

573-474-4194

Quincy, IL

217-223-3122

Kansas City

913-894-8844



## SIEMENS ENERGY & AUTOMATION

### Digital Output Modules

#### SIMATIC S7-200



Mfg Part#	No. of Outputs	Output Type	Output Voltage	Max. Continuous Current Per Output	Backplane Current Load	E
6ES72221BF220XA0	8	Triac	24 VDC	0.75 A	50 mA	\$220.00
6ES72221HD220XA0	4	Relay	24 VDC 24-230 VAC	10 A	30 mA	\$275.00
6ES72221HF220XA0*	8	Triac	24 VDC 24-230 VAC	2 A	40 mA	\$275.00
6ES72221EF220XA0	8	Relay	120/230 VAC	0.5 A	110 mA	\$330.00

www.DataSheet4U.com

## SIEMENS ENERGY & AUTOMATION

### Digital Input/Output Modules

#### SIMATIC S7-200



Input Voltage: 24 VDC, Output Voltage: 24 VDC, Input Delay: 4.5 ms, Max, Continuous Current per Output: 0.75 A

Mfg Part#	No. of Inputs	No. of Outputs	Backplane Current Load	E
6ES72231BF220XA0*	4	4	40 mA	\$297.00
6ES72231BH220XA0	8	8	80 mA	\$374.00
6ES72231BL220XA0	16	16	160 mA	\$704.00

## SIEMENS ENERGY & AUTOMATION

### Analog Input Modules

#### SIMATIC S7-200



No. of Inputs: 4, Type of Module: Voltage/Current, Voltage Input Ranges: 0-5 V, 0-10 V, -2.5-+2.5 V, -5-+5 V, Current Input Range: 0-20 mA, Resolution: 12 bit

Mfg Part#	E
6ES72310HC220XA0*	\$429.00

## SIEMENS ENERGY & AUTOMATION

### Analog Input Modules

#### SIMATIC S7-200



Resolution: 16 bit, Backplane Current Load: 87 mA, Thermocouple Types: E, J, K, N, R, S, T

Mfg Part#	Module Type	No. of Inputs	Input Ranges	E
6ES72317PD220XA0*	TC	4	-80 - +80 mV	\$550.00
6ES72317PB220XA0*	RTD	2	0-150 ohms, 0-300 ohms, 0-600 ohms	\$550.00

## SIEMENS ENERGY & AUTOMATION

### Digital Input/Output

#### SIMATIC S7-200



Input Voltage: 24 VDC, Output Voltage: 24 VDC, Input Delay: 4.5 ms, Max, Continuous Current per Output: 0.75 A, Output Type: Relay

Mfg Part#	No. of Inputs	No. of Outputs	Backplane Current Load	E
6ES72231HF220XA0	4	4	40 mA	\$297.00
6ES72231PH220XA0	8	8	80 mA	\$396.00
6ES72231PL220XA0	16	16	150 mA	\$770.00



St. Louis

314-569-3122

Washington

636-390-4949

Columbia, MO

573-474-4194

Quincy, IL

217-223-3122

Kansas City

913-894-8844

www.DataSheet4U.com

## SIEMENS ENERGY & AUTOMATION

Analog Output Modules  
**SIMATIC S7-200**



No. of Outputs: 2, Output Voltage Range: -10+10 V, Output Current Range: 4-20 mA, Resolution: 12 bit

Mfg Part#	E
6ES72320HB220XA0*	\$407.00

## SIEMENS ENERGY & AUTOMATION

Modem Expansion Modules  
**SIMATIC S7-200**



Analog modem for remote maintenance/remote diagnostics; CPU-to-CPU/PC communication, SMS/pager messaging.  
Connection Type: RJ-11, Backplane Current Load: 80 mA

Mfg Part#	E
6ES72411AA220XA0	\$660.00

## SIEMENS ENERGY & AUTOMATION

Analog Input/Output Modules  
**SIMATIC S7-200**



No of Inputs: 4, No. of Outputs: 1, Input Type: Voltage/Current, Output Type: Voltage/Current, Resolution: 12 bit

Mfg Part#	E
6ES72350KD220XA0*	\$550.00

## SIEMENS ENERGY & AUTOMATION

PROFIBUS DP Modules  
**SIMATIC S2-700**



PROFIBUS - DP slave modules, 1 port, 9.6 Kb to 12 Mb rates, 0 to 99 stations.  
Type: Communications.

Mfg Part#	E
6ES72770AA220XA0	\$495.00

## SIEMENS ENERGY & AUTOMATION

Position Modules  
**SIMATIC S2-700**



Position modules, 12 to 200 KHZ pulse output, up to 25 profiles with 4 speed changes per profile, S curve or linear acceleration/deceleration, 8 digital output, absolute/relative and manual position control.

Mfg Part#	E
6ES72531AA220XA0	\$869.00

## SIEMENS ENERGY & AUTOMATION

Communication Processors  
**SIMATIC S7-200**



For connection of SIMATIC S7-200 to Industrial Ethernet.

Mfg Part#	E
6GK72431EX000XE0	\$869.00

## French Gerleman Training Center

Did you know the French Gerleman training center schedule can be accessed online? Visit frenchgerleman.com and click on "Training & Seminars" to see all sessions currently scheduled. You can also register for sessions on-line.

## SIEMENS ENERGY & AUTOMATION

PROFIBUS Repeater

RS-485 repeater for PROFIBUS. Transmission rate of up to 12 Mbps 24 V DC; IP20 casing.

Mfg Part#	E
6ES79720AA010XA0	\$848.56

## SIEMENS ENERGY &amp; AUTOMATION

HMI Modules  
SIMATIC S7-200

For control and monitoring: Message text display, intervention in PLC program, setting of inputs and outputs.

Input Voltage: 24 VDC, Input Current at 24 VDC: 120 mA, Display Type: STN Graphic Display with LED back light, No. of Lines: 2, 20 characters per line, Degree of Protection: IP65

Mfg Part#	Description	E
6ES72720AA300YA0*	For connecting to SIMATIC S7-200; used with STEP 7 Micro/WINV3.2 SP4 and higher	\$440.00
6ES72721AA100YA0	With individually configurable control elements on the front of the device; for connecting to SIMATIC S7-200; can be used with STEP 7-Micro/WIN V4 and higher	\$550.00

www.DataSheet4U.com

## SIEMENS ENERGY &amp; AUTOMATION

Compact Central Processing Units  
SIMATIC S7-300

Modular mini-PLC systems.

Mfg Part#	Description	Main Memory	Integrated I/O	Communication Ports	E
6ES73135BE010AB0	313C	32 KB	24 DI/16DO, 4 AI/2 AO	1 RS-422/485	\$2486.00
6ES73136BE010AB0	313C-2 PtP	32 KB	16 DI/16 DO	2 RS-422/485	\$2651.00
6ES73136CE010AB0	313C-2 DP	32 KB	16 DI/16 DO	1 RS-422/485 and PROFIBUS DP	\$3179.00
6ES73146BF020AB0	314C-2 PtP	48 KB	24 DI/16DO, 4 AI/2 AO	2 RS-422/485	\$4026.00
6ES73146CF020AB0	314C-2 DP	48 KB	24 DI/16DO, 4 AI/2 AO	1 RS-422/485 and PROFIBUS DP	\$4565.00

## SIEMENS ENERGY &amp; AUTOMATION

Central Processing Units  
SIMATIC S7-300

Modular mini-PLC systems.

MMC is required in all processors except: 315F-2 DP and 315F-2 PN/DP

Mfg Part#	Description	Main Memory	Communication Ports	Functionality	E
6ES73141AF110AB0	314	48 KB	1 RS-485	n/a	\$1661.00
6ES73152AG100AB0*	315-2 DP	128 KB	1 RS-485, PROFIBUS DP	n/a	\$4158.00
6ES73152FH100AB0	315F-2 PN/DP	192 KB	RS-485, PROFIBUS DP, Industrial Ethernet/PROFINET	Failsafe	\$6556.00
6ES73156FF010AB0	315F-2 DP	128 KB	1 RS-485, PROFIBUS DP	Failsafe	\$4741.00
6ES73156TG100AB0	315T-2 DP	128 KB	1 RS-485, PROFIBUS DP	Motion Control Functions	\$7491.00
6ES73172AJ100AB0	317-2 DP	512 KB	1 RS-485, PROFIBUS DP	n/a	\$9119.00
6ES73172EJ100AB0	317-2 PN/DP	512 KB	RS-485, PROFIBUS DP, Industrial Ethernet/PROFINET	n/a	\$10362.00
6ES73172FJ100AB0	317F-2 PN/DP	512 KB	RS-485, PROFIBUS DP, Industrial Ethernet/PROFINET	Failsafe	\$11011.00
6ES73176FF000AB0	317F-2 DP	512 KB	1 RS-485, PROFIBUS DP	Failsafe	\$10054.00
6ES73176TJ100AB0	317T-2 DP	512 KB	1 RS-485, PROFIBUS DP	Motion Control Functions	\$12870.00

## SIEMENS ENERGY & AUTOMATION

### Micro Memory Cards

#### SIMATIC S7-300



Mfg Part#	Size	E
6ES79538LF110AA0*	64 KB	\$123.20
6ES79538LJ110AA0*	512 KB	\$561.00
6ES79538LP110AA0	8 MB	\$1221.00

www.DataSheet4U.com

## SIEMENS ENERGY & AUTOMATION

### MPI Cables

#### SIMATIC S7-300

For connecting SIMATIC S7 and PG using MPI. Length: 5 m

Mfg Part#	E
6ES79010BF000AA0*	\$77.00

## SIEMENS ENERGY & AUTOMATION

### Front Connectors

#### SIMATIC S7-300

Front connectors with screw type terminal.

Mfg Part#	No. of Pins	E
6ES73921AJ000AA0*	20	\$72.60
6ES73921AM000AA0	40	\$110.00

## SIEMENS ENERGY & AUTOMATION

### PROFIBUS Bus Connectors

PROFIBUS DP bus connector RS 485. With 90° cable outlet for FastConnect connection technique, max. transmission rate 12 Mbps.

Mfg Part#	Description	E
6ES79720BA500XA0*	Without PG interface	\$125.40
6ES79720BB500XA0*	With PG interface	\$167.20

## SIEMENS ENERGY & AUTOMATION

### Digital DC Input Modules

#### SIMATIC S7-300



Input Voltage: 24 VDC, Input Delay: 1.2 - 4.8 ms

Mfg Part#	No. of Inputs	Backplane Current Load	E
6ES73211BH020AA0*	16	10 mA	\$473.00
6ES73211BL000AA0	32	15 mA	\$957.00

## SIEMENS ENERGY & AUTOMATION

### Digital AC Input Modules

#### SIMATIC S7-300



Input Delay: 25 ms

Mfg Part#	No. of Inputs	Input Voltage	Backplane Current Load	E
6ES73211FF010AA0*	8	120/230 VAC	29 mA	\$367.40
6ES73211FH000AA0*	16	120/230 VAC	43 mA	\$616.00
6ES73211EL000AA0	32	120 VAC	16 mA	\$1221.00

## SIEMENS ENERGY & AUTOMATION

### Digital DC Output Modules

#### SIMATIC S7-300



Output Voltage: 24 VDC

Mfg Part#	No. of Outputs	Max. Continuous Current per Output	Backplane Current Load	E
6ES73221BF010AA0	8	2 A	40 mA	\$539.00
6ES73221BH010AA0*	16	0.5 A	70 mA	\$660.00
6ES73221BL000AA0	32	0.5 A	110 mA	\$1320.00

## SIEMENS ENERGY & AUTOMATION

### Digital Output Modules

#### SIMATIC S7-300



Max Continuous Current per Output: 1 A, Backplane Current Load: 100 mA

Mfg Part#	No. of Outputs	Output Voltage	E
6ES73225FF000AB0	8	120/230	\$847.00
6ES73221EL000AA0	32	120	\$2013.00

SIEMENS ENERGY & AUTOMATION  
Digital Relay Output Modules  
**SIMATIC S7-300**



Output Voltage: 24-120 VDC, 120-230 VAC

Mfg Part#	No. of Outputs	Max. Continuous Current per Output	Backplane Current Load	E
6ES73221HF100AA0	8	5 A	40 mA	\$561.00
6ES73221HH010AA0*	16	8 A	100 mA	\$979.00

SIEMENS ENERGY & AUTOMATION  
Digital Input/Output Modules  
**SIMATIC S7-300**



Input Voltage: 24 VDC, Output Voltage: 24 VDC, Input Delay: 1.2 - 4.8 ms

Mfg Part#	No. of Inputs	No. of Outputs	Backplane Current Load	E
6ES73231BH010AA0*	8	8	40 mA	\$726.00
6ES73231BL000AA0	16	16	80 mA	\$1232.00

SIEMENS ENERGY & AUTOMATION  
Analog Input Modules  
**SIMATIC S7-300**



No. of Inputs: 8

Mfg Part#	Type of Module	Backplane Current Load	E
6ES73317NF000AB0	Voltage/Current	130 mA	\$1705.00
6ES73317PF010AB0	Resistance	100 mA	\$2178.00
6ES73317PF110AB0	Thermocouple	100 mA	\$2178.00

SIEMENS ENERGY & AUTOMATION  
Universal Analog Input Modules  
**SIMATIC S7-300**



For the connection of voltage and current sensors, thermocouples, resistors and resistance thermometers.

Mfg Part#	No. of Inputs (for resistance measurement)	Backplane Current Load	E
6ES73317KB020AB0*	2 (1)	50 mA	\$572.00
6ES73317KF020AB0*	8 (4)	90 mA	\$1826.00
6ES73311KF010AB0	8 (8)	50 mA	\$1254.00


SIEMENS ENERGY & AUTOMATION  
Analog Output Modules  
**SIMATIC S7-300**



Voltage Output Ranges: 0-10 V; +/- 10 V; 1-5 V, Current Output Ranges: 4-20 mA; +/- 20 mA; 0-20 mA, Resolution: 11 bit + Sign Voltage, 12 bit Current

Mfg Part#	No. of Outputs	Backplane Current Load	E
6ES73325HB010AB0*	2	60 mA	\$957.00
6ES73325HD010AB0	4	60 mA	\$1518.00
6ES73325HF000AB0	8	100 mA	\$2838.00

SIEMENS ENERGY & AUTOMATION  
Analog Input/Output Modules  
**SIMATIC S7-300**



No. of Inputs: 4, No. of Outputs: 2, Backplane Current Load: 60 mA

Mfg Part#	Input Ranges	Output Ranges	E
6ES73340CE010AA0	Voltage: 0-10 V Current: 0-20 mA	Voltage: 0-10 V Current: 0-20 mA	\$1122.00
6ES73340KE000AB0	Voltage: 0-10 V Resistance: 0-10000 ohms	Voltage: 0-10 V	\$1122.00



## SIEMENS ENERGY & AUTOMATION

### Counter Modules **SIMATIC S7-300**



Single-channel intelligent counter module for simple counting tasks. For direct connection of incremental encoders.

Operating Modes: Continuous counting, One-shot counting, Periodic counting, Counting Frequency: 5V RS-422: 500 kHz, 24V encoder: 200 kHz, Rated Load Voltage: 24 VDC, Backplane Current Load: 160 mA

Mfg Part#	E
6ES73501AH030AE0	\$1188.00

www.DataSheet4U.com

## SIEMENS ENERGY & AUTOMATION

### Communication Processors **SIMATIC S7-300**



For connecting SIMATIC S7-300 to Industrial Ethernet through TCP/IP and UDP, S7 communication, S5-compatible communication (SEND/RECEIVE), FETCH/WRITE, diagnostic expansions, Multicast, SNMP, initial start-up over LAN 10/100 Mbit/s

Mfg Part#	No. of Connections	E
6GK73431CX000XE0	8	\$2013.00
6GK73431EX210XE0	16	\$3784.00

## SIEMENS ENERGY & AUTOMATION

### Counter Modules **SIMATIC S7-300**

8-channel intelligent counter module for universal counter and measurement tasks. For direct connection of 24V incremental encoders, directional elements, initiators or NAMUR sensors. Operating Modes: Continuous counting, One-shot counting, Periodic counting, Counting Frequency: 24V incremental positionencoder: 10 kHz, 24V directional sensing element: 20 kHz, 24V initiator: 20 kHz, NAMUR sensor: 20 kHz, Rated Load Voltage: 24 VDC, Backplane Current Load: 150 mA



Mfg Part#	E
6ES73502AH000AE0	\$2728.00

## SIEMENS ENERGY & AUTOMATION

### Communication Processors **SIMATIC S7-300**



Communications processor for electrical connection of SIMATIC S7-300 to PROFIBUS to 12 Mbit/s. Communication services: PROFIBUS DP-V0, PG/OP communication, S7 communication (client, server, multiplexing), S5-compatible communication (SEND/RECEIVE)

## SIEMENS ENERGY & AUTOMATION

### Communications Processors **SIMATIC S7-300**



For serial communication via point-to-point links. Backplane Current Load: 70 mA

Mfg Part#	E
6GK73425DA020XE0	\$2387.00

## SIEMENS ENERGY & AUTOMATION

### Interface Modules **SIMATIC S7-300**



For configuring a central controller and up to three expansion racks.

Mfg Part#	Interface Type	E
6ES73411AH010AE0	RS-232-C	\$2387.00
6ES73411BH010AE0	20 mA TTY	\$2563.00
6ES73411CH010AE0*	RS-422/485	\$2563.00

Mfg Part#	Description	Current Consumption	E
6ES73603AA010AA0	Can be plugged into central controller	350 mA from backplane	\$572.00
6ES73613CA010AA0	Can be plugged into expansion unit	500 mA from 24 VDC Line	\$649.00

## SIEMENS ENERGY &amp; AUTOMATION

Power Supply Modules

**SIMATIC S7-300**

Input Voltage Range: 85 - 132 VAC; 170 - 264 VAC, Output Voltage: 24 VDC  
UL Listed, CSA Certified

Mfg Part#	Current Range	E
6ES73071BA000AA0*	0 - 2	\$360.80
6ES73071EA000AA0*	0 - 5	\$484.00
6ES73071KA010AA0	0 - 10	\$627.00

www.DataSheet4U.com

## SIEMENS ENERGY &amp; AUTOMATION

Interface Modules

**ET 200S**

IM 151-1 standard interface module. Transmission rate up to 12 Mbit/s; data volume 128 bytes each for inputs and outputs; max. 63 power modules, electronic modules or motorstarter modules can be connected.

Mfg Part#	Bus Connection Type	E
6ES71511AA040AB0	9-Pin Sub-D Including Term. Module	\$792.00
6ES71511AB020AB0	Over Integral Fiber Optic Cable Including Term. Module	\$979.00

## SIEMENS ENERGY &amp; AUTOMATION

Interface Module Connecting Cables

**SIMATIC S7-300**

Connecting cable between interface modules. Length: 1 m

Mfg Part#	E
6ES73683BB010AA0*	\$182.60

## SIEMENS ENERGY &amp; AUTOMATION

Connecting Cables

**SIMATIC S7-300**

Connecting cable for HMI adapter and PC/TS adapter.  
Cable Type: RS-232, Length: 5 m

Mfg Part#	E
6ES79011BF000XA0*	\$61.60

## SIEMENS ENERGY &amp; AUTOMATION

Interface Modules

**ET 200S**

IM 151-1 high feature interface module. Transmission rate up to 12 Mbit/s; data volume 244 byte each for I/O, up to 63 modules can be connected; connection of PROFIsafe modules, isochrone mode; bus connection over 9-pin Sub-D including termination Module.

Mfg Part#	E
6ES71511BA010AB0	\$968.00

## SIEMENS ENERGY &amp; AUTOMATION

Interface Modules

**ET 200S**

IM 151-1 basic interface module. Transmission rate up to 12 Mbit/s; max. 12 power modules, electronics modules and motorstarter modules can be connected; bus connection over 9-pin Sub-D including termination module.

Mfg Part#	E
6ES71511CA000AB0	\$638.00

## SIEMENS ENERGY &amp; AUTOMATION

Master Interface Modules

**ET 200S**

PROFIBUS DP master interface module for interface module IM 151-7 CPU with MLFB 6ES7-151-7AA10-0AB0 and firmware version 2.1 or newer.  
Max. Data Transfer Rate: 12 Mbits

Mfg Part#	E
6ES71384HA000AB0	\$1408.00

## Tap in to French Gerleman's Automation Product Specialists

French Gerleman Supply & Service Center's Technology Center specialists provide the expertise needed to ensure your operational excellence. Whether you need pre-sale application assistance, post-sale technical support or emergency field service, our factory-trained automation product specialists are prepared to make sure that your automation investment translates into increased efficiency and productivity that will improve your bottom line.



St. Louis

314-569-3122

Washington

636-390-4949

Columbia, MO

573-474-4194

Quincy, IL

217-223-3122

Kansas City

913-894-8844

www.DataSheet4U.com



## SIEMENS ENERGY & AUTOMATION

### Power Modules ET 200S



Can be used for all electronic modules.  
Rated Load Voltage: 24/48 VDC, 48/120/230 VAC, Current Carrying Capacity: 10 A (24 VDC), 8 A (120/230 VAC), Short-Circuit Protection: Internal quick-blow fuse

Mfg Part#	E
6ES71384CB100AB0*	\$110.00

www.DataSheet4U.com

## SIEMENS ENERGY & AUTOMATION

### Digital DC Input Modules ET 200S



Input Voltage: 24 VDC, Backplane Current Load: 10 mA

Mfg Part#	Description	No. of Inputs	Input Delay	E
6ES71314BB010AA0	Standard	2	Fixed	\$239.80
6ES71314BB010AB0	High Feature	2	0.1 - 15 ms programmable	\$343.20
6ES71314BD010AA0*	Standard	4	3 ms	\$79.20
6ES71314BD010AB0	High Feature	4	0.1 - 15 ms programmable	\$539.00

## SIEMENS ENERGY & AUTOMATION

### Digital AC Input Modules ET 200S



No. of Inputs: 2, Backplane Current Load: 6 mA, Input Delay: On: 15 ms, Off: 20 ms

Mfg Part#	Input Voltage	E
6ES71314EB000AB0*	120 VAC	\$110.00
6ES71314FB000AB0*	230 VAC	\$129.80

## SIEMENS ENERGY & AUTOMATION

### Digital DC Output Modules ET 200S



Output Voltage: 24 V DC, Backplane Current Load: 10 mA, Output Delay with Resistive Load: 100 ms

Mfg Part#	No. of Outputs	Max. Continuous Current per Output	E
6ES71324BB010AA0	2	0.5	\$334.40
6ES71324BB310AA0	2	2	\$605.00
6ES71324BD010AA0*	4	0.5	\$107.80
6ES71324BD310AA0*	4	2	\$206.80

## SIEMENS ENERGY & AUTOMATION

### Digital AC/DC Output Modules ET 200S



Output Voltage: 24 - 48 VDC, up to 230 VAC, Max. Continuous Current per Output: 10 mA

Mfg Part#	Output Type	E
6ES71324HB010AB0*	1 N.O. 5 A Relay	\$107.80
6ES71324HB100AB0	1 N.O. Changeable 5 A Relay	\$715.00

## SIEMENS ENERGY & AUTOMATION

### Digital AC Output Modules ET 200S



No. of Outputs: 2, Output Voltage: 24 - 230 VAC, Max. Continuous Current per Output: 0.5 A, Backplane Current Load: 18 mA

Mfg Part#	E
6ES71324FB000AB0*	\$195.80

SIEMENS ENERGY & AUTOMATION  
Analog Voltage Input Modules  
**ET 200S**



No. of Inputs: 2, Backplane Current Load: 10 mA, Resolution +/- 10 V: 13 bit

Mfg Part#	Conversion Time per Channel	E
6ES71344FB010AB0*	55/65 ms	\$400.40
6ES71344FB510AB0	0.1 ms	\$627.00

www.DataSheet4U.com

SIEMENS ENERGY & AUTOMATION  
Analog Current Input Modules 2 Wire  
**ET 200S**



Number of Input: 2, Backplane Current Load: 10 mA, Resolution: 4 - 20 mA: 13 bit

Mfg Part#	Conversion Time per Channel	E
6ES71344GB010AB0	55/65 ms	\$400.40
6ES71344GB510AB0	0.1 ms	\$627.00

SIEMENS ENERGY & AUTOMATION  
Analog Current Input Modules 4 Wire  
**ET 200S**



Number of Input: 2, Backplane Current Load: 10 mA, Resolution: 4 - 20 mA: 13 bit

Mfg Part#	Conversion Time per Channel	E
6ES71344GB110AB0	55/65 ms	\$400.40
6ES71344GB610AB0	0.1 ms	\$627.00

SIEMENS ENERGY & AUTOMATION  
Analog Input Modules  
**ET 200S**



No of Inputs: 2, Backplane Current Load: 10 mA, Thermocouple Type: E, N, J, K, L, S, R, B, T, C / min. 1 M ohm

Mfg Part#	Module Type	Conversion Time per Channel	Resolution	E
6ES71344JB500AB0	RTD	55/65 ms	+/- 80 mV 15 bit	\$572.00
6ES71344JB000AB0	TC	110/130 ms	+/- 10 V Pt100; Ni100 / 15 bit 100 ohm / 14 bit 300 ohm; 600 ohm / 15 bit	\$594.00

SIEMENS ENERGY & AUTOMATION  
Analog Voltage Output Modules  
**ET 200S**



No of Outputs: 2, Backplane Current Load: 10 mA

Mfg Part#	Description	Resolution	E
6ES71354FB010AB0*	Standard	+/- 10 V; 13 bit, 1 - 5 V; 12 bit	\$398.20
6ES71354LB020AB0	High Feature	+/- 10 V; 15 bit, 1 - 5 V; 14 bit	\$536.80

SIEMENS ENERGY & AUTOMATION  
Analog Current Output Modules  
**ET 200S**



No of Outputs: 2, Backplane Current Load: 10 mA

Mfg Part#	Description	Resolution	E
6ES71354GB010AB0	Standard	+/- 20 mA; 13 bit	\$398.20
6ES71354MB020AB0	High Feature	+/- 20 mA; 15 bit	\$539.00

## SIEMENS ENERGY & AUTOMATION

### Fail-Safe Modules

#### ET 200S



Double-width digital inputs/outputs for SIMATIC S7-300 for fail-safe signals

Mfg Part#	Description	E
6ES71384FA020AB0	4/8 F-DI electronics module PROFIsafe DC 24 V	\$682.00
6ES71384FB020AB0	4 F-DO electronics modules PROFIsafe 24 V DC/2 A	\$792.00

## SIEMENS ENERGY & AUTOMATION

### Counter Modules

#### ET 200S



1 count 5 V / 500 kHz counter modules for universal counting and measuring tasks. 1-channel 32-bit intelligent counter module, for direct connection of 5 V incremental encoders (RS 422).

No. of Digital Inputs: 1, No. of Digital Outputs: 2, Rated Load Voltage: 24 V DC, Backplane Current Load: 10 mA

Mfg Part#	E
6ES71384DE020AB0	\$803.00

## SIEMENS ENERGY & AUTOMATION

### Interface Submodules

#### ET 200S



1-channel module for serial data exchange through point-to-point connection. MODBUS and USS protocol. No. of Interfaces: 1, Input Voltage: 24 VDC, Backplane Current Load: 40 mA

Mfg Part#	E
6ES71384DF010AB0	\$891.00

## SIEMENS ENERGY & AUTOMATION

### Terminal Modules

#### ET 200S



Terminal module for power modules. Consignment 1 piece, Screw connection.

Mfg Part#	Model No.	Terminals	Description	E
6ES71934CC200AA0	TM-P15S23-A1	2 x 3	Terminal access to AUX1 bus, AUX1 interconnected to the left	\$24.20
6ES71934CD200AA0*	TM-P15S23-A0	2 x 3	Terminal access to AUX1 bus, AUX1 interrupted to the left	\$24.20
6ES71934CE000AA0*	TM-P15S22-01	2 x 2	No terminal access to AUX1 bus, AUX1 interconnected to the left	\$24.20

## French Gerleman's Sales Counters Offer Quick Service

French Gerleman Supply & Service Center sales counters are located in each French Gerleman branch. When you need supplies or parts on the run, stop by French Gerleman Supply & Service Center for fast, friendly counter service Monday through Friday from 7 a.m. to 5 p.m. Our knowledgeable counter staff can help you find what you need quickly and get you back on the road.

While you're there, ask about our VIP Frequent Buyer Program.

St. Louis

314-569-3122

Washington

636-390-4949

Columbia, MO

573-474-4194

Quincy, IL

217-223-3122

Kansas City

913-894-8844



## SIEMENS ENERGY &amp; AUTOMATION

## Terminal Modules

## ET 200S



Terminal module for electronic modules. Screw connection

Mfg Part#	Model No.	Terminals	Description	Pkg. Qty.	E
6ES71934CA200AA0	TM-E15S24-A1	2 x 4	Terminal access to AUX 1 bus, AUX1 interconnected to the left	5	\$23.76
6ES71934CB200AA0*	TM-E15S24-01	2 x 4	No terminal access to AUX 1 bus, AUX1 interconnected to the left	5	\$23.76
6ES71934CB000AA0*	TM-E15S23-01	2 x 3	No terminal access to AUX 1 bus, AUX1 interconnected to the left	5	\$22.00
6ES71934CA400AA0	TM-E15S26-A1	2 x 6	Terminal access to AUX 1 bus, AUX1 interconnected to the left	5	\$158.40
6ES71934CG200AA0	TM-E30S44-01	4 x 4	No terminal access to AUX 1 bus, AUX1 interconnected to the left	1	\$88.00
6ES71934CF400AA0	TM-E30S46-A1	4 x 6	Terminal access to AUX 1 bus, AUX1 interconnected to the left	1	\$103.40
6ES71934CL200AA0	TM-E15S24-AT	n/a	For internal temp. compensation on 2 AI TC High Feature	1	\$66.00

## SIEMENS ENERGY &amp; AUTOMATION

## Active Bus Modules

## ET 200M

For 2 IM 153-2 high feature for configuring redundant systems.

Mfg Part#	E
6ES71957HD100XA0	\$382.80

## SIEMENS ENERGY &amp; AUTOMATION

## Bus Modules

## ET 200M

Mfg Part#	Description	E
6ES71957HA000XA0	For mounting a power supply and an IM 153 for the hot swapping function during RUN incl. bus module cover	\$127.60
6ES71957HC000XA0	For installing one 80 mm wide I/O module for the hot swapping function	\$237.60

## SIEMENS ENERGY &amp; AUTOMATION

## DIN Rails

## ET 200M

DIN rail for up to 5 active bus modules. Length: 19 in.

Mfg Part#	E
6ES71951GA000XA0	\$151.80

## SIEMENS ENERGY &amp; AUTOMATION

## Basic Modules

## ET 200X



PROFIBUS slave with additional integrated digital inputs.  
Max. Transmission Rates: 12 Mbits, No. of Inputs: 8, Input Voltage: 24 VDC, Input Delay: 1.2 to 4.8 ms, Protection: IP65

Mfg Part#	E
6ES71411BF120XB0	\$891.00

## SIEMENS ENERGY &amp; AUTOMATION

## Basic Modules

## ET 200X



PROFIBUS slave with additional integrated digital outputs.  
Max. Transmission Rates: 12 Mbits, No. of Outputs: 4, Output Current: On; 2 A at 24 VDC, Off; 0.5 mA, Protection: IP65

Mfg Part#	E
6ES71421BD220XB0	\$891.00

## SIEMENS ENERGY & AUTOMATION

Digital Input Expansion Modules

**ET 200X**



No. of Inputs: 4, Backplane Current Load: 16 mA, Input Voltage: 24 VDC, Input Delay: 1.2 - 4.8 ms, Protection: IP65

Mfg Part#	E
6ES71411BD310XA0	\$299.20

www.DataSheet4U.com

## SIEMENS ENERGY & AUTOMATION

Digital Expansion Modules

**ET 200X**



No. of Inputs: 8, Backplane Current Load: 16 mA, Input Voltage: 24 VDC, Input Delay: 1.2 - 4.8 ms, Protection: IP65

Mfg Part#	E
6ES71411BF310XA0	\$332.20

## SIEMENS ENERGY & AUTOMATION

Digital Expansion Modules

**ET 200X**



No. of Outputs: 4, Output Current: On: 2 A at 24 VDC, Off: 0.5 mA, Protection: IP65

Mfg Part#	Diagnostics	Backplane Current Load	E
6ES71421BD400XA0	No	28.5 mA	\$332.20
6ES71421BD400XB0	Yes	40 mA	\$506.00

## SIEMENS ENERGY & AUTOMATION

Mounting Rails

**ET 200X**

Simple mounting rails for SIMATIC ET 200X (narrow).

Mfg Part#	Length	Description	E
6ES71941GA000XA0	400 mm	For basic module plus 3 expansion modules (60 mm)	\$74.80
6ES71941GA100XA0	640 mm	For basic module plus 7 expansion modules (60 mm)	\$118.80
6ES71941GA200XA0	2000 mm	For customized lengths	\$250.80

## SIEMENS ENERGY & AUTOMATION

Circular Connectors

**EX 200X**

M12 Y circular connector. For the double connection of sensors by means of single cable, 5-pin.

Mfg Part#	E
6ES71941KA010XA0	\$41.80

## SIEMENS ENERGY & AUTOMATION

Plug Connectors

**ET 200X**

Plug Connector for PROFIBUS DP. Control and auxiliary voltage (incl. 2 cable glands and 1 planking plug); 3 connectors are required for each basic module.

Mfg Part#	E
6ES71941AA010XA0*	\$41.80

# Sales counters = fast, friendly service

French Gerleman's sales counters are located in each branch. When you need supplies or parts on the run, stop by French Gerleman for fast, friendly counter service Monday through Friday from 7 a.m. to 5 p.m.

Our knowledgeable counter staff can help you find what you need quickly and get you back on the road. While you're there, ask about our VIP Frequent Buyer Program.



**FRENCH GERLEMAN**



St. Louis 314-569-3122  
 Kansas City 913-894-8844  
 Columbia, MO 573-474-4194  
 Quincy, IL 217-223-3122  
 Washington, MO 636-390-4949  
[www.frenchgerleman.com](http://www.frenchgerleman.com)

St. Louis

314-569-3122

Washington

636-390-4949

Columbia, MO

573-474-4194

Quincy, IL

217-223-3122


Kansas City

913-894-8844




**FRENCH GERLEMAN**

[www.DataSheet4U.com](http://www.DataSheet4U.com)





www.DataSheet4U.com



# We deliver solutions that make your business better

Whatever your business, the four divisions of French Gerleman are geared to bring you the latest technologies and solutions to make your business more productive and efficient.

Call us for all of your automation, datacom, electrical supply and power transmission needs.

Visit [frenchgerleman.com](http://frenchgerleman.com) for information on training sessions, products, line cards, online ordering and current promotions.

St. Louis 314-569-3122  
 Kansas City 913-894-8844  
 Columbia, MO 573-474-4194  
 Quincy, IL 217-223-3122  
 Washington, MO 636-390-4949  
[www.frenchgerleman.com](http://www.frenchgerleman.com)



St. Louis

314-569-3122

Washington

636-390-4949

Columbia, MO

573-474-4194

Quincy, IL

217-223-3122

Kansas City

www.DataSheet4U.com

913-894-8844