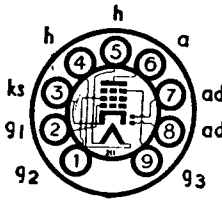


Replacement Type

TYPE EBF80/6N8
DOUBLE DIODE
VARI-MU PENTODE



RATINGS

Heater Voltage ...	6.3 volts
Heater Current ...	0.3 amp.
Anode Voltage ...	300 volts max.
Anode Voltage ($1_{a1} = 0$) ...	500 volts max.
Screen Voltage ...	300 volts max.
Screen Voltage ($1_{g2} = 0$) ...	500 volts max.
Anode Dissipation ...	1.5 watts max.
Screen Dissipation ...	0.3 watts max.
Cathode Current ...	10 mA max.
Heater-Cathode Voltage ...	100 volts max.
Diode Current ...	0.8 mA max.

OPERATING CHARACTERISTICS (PENTODE SECTION)

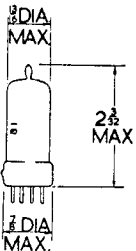
Anode Voltage ...	250 volts
Screen Voltage ...	85 volts
Control Grid Voltage ...	-2 volts
Anode Current ...	5 mA
Screen Current ...	1.75 mA
Mutual Conductance ...	2.2 mA/V
Anode Impedance ...	1.5 M Ω
Inner Amplification Factor (μ_{g1-g2}) ...	18

OPERATION AS RESISTANCE COUPLED A.F. AMPLIFIER

Anode and Screen Supply Voltage ...	250	250	250	250 volts
Anode Resistor ...	220	100	220	100k Ω
Screen Series Resistor ...	680	270	680	270k Ω
Control Grid Resistor ...	1	1	10	10M Ω
Control Grid Resistor (following stage) ...	680	330	680	330k Ω
Cathode Bias Resistor ...	1200	560	0	0 Ω
Stage Gain ...	150	100	185	125

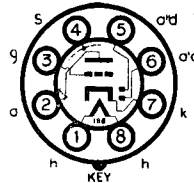
INTER-ELECTRODE CAPACITANCES

Pentode Section:	
Input ...	4.2 pF
Output ...	4.9 pF
Grid to Anode ...	0.0025 pF max.
Diode Section:	
Diode 1 Anode to Cathode ...	2.2 pF
Diode 2 Anode to Cathode ...	2.35 pF
Diode 1 Anode to Pentode Control Grid ...	0.0008 pF max.
Diode 2 Anode to Pentode Control Grid ...	0.001 pF max.



Replacement Type

TYPE EBC41
DOUBLE DIODE TRIODE



Heater Voltage ...	6.3 volts
Heater Current ...	0.23 amp.
Anode Voltage ...	250 volts
Grid Voltage ...	-3 volts
Anode Current ...	1 mA
Amplification Factor ...	70
Mutual Conductance ...	1.3 mA/V
Anode Impedance ...	54 k Ω