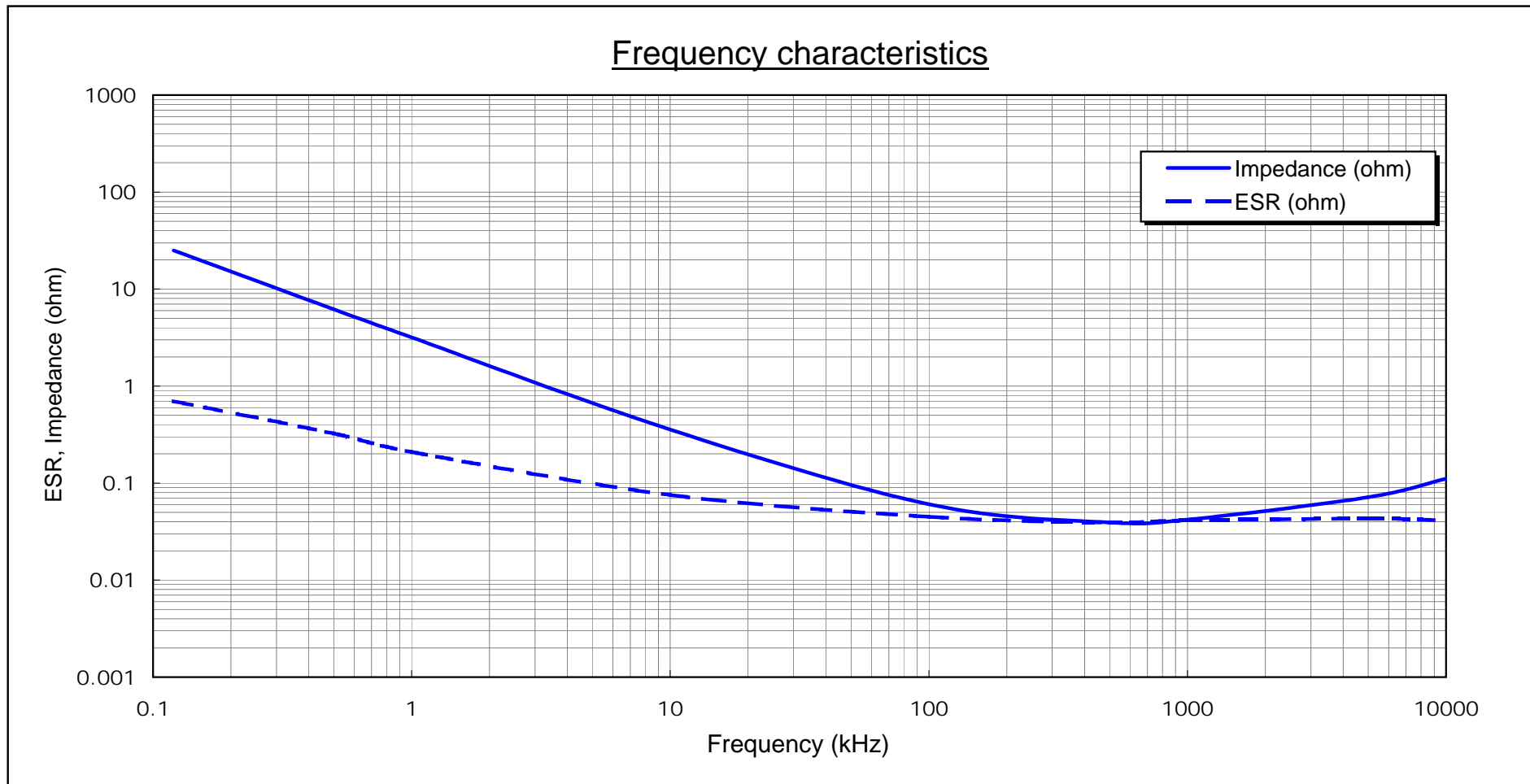


OS-CON DATA SHEET

OS-CON 6SVP47M

No.OS02N-DFSVP012

Frequency (kHz)	0.12	0.5	1	10	100	500	1000	5000	10000
Impedance (ohm)	25.023	6.198	3.168	0.355	0.061	0.039	0.042	0.072	0.111
ESR (ohm)	0.700	0.324	0.209	0.076	0.045	0.039	0.041	0.043	0.041



Measuring equipment: HP4194A
Test fixture: HP16047C
Measuring position: root of leads

OS Engineering Department, OS-CON Control Department
Saga SANYO Industries Co., Ltd.

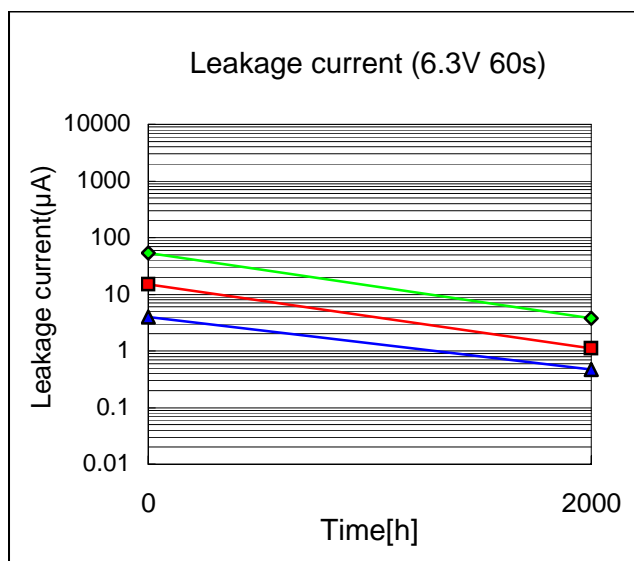
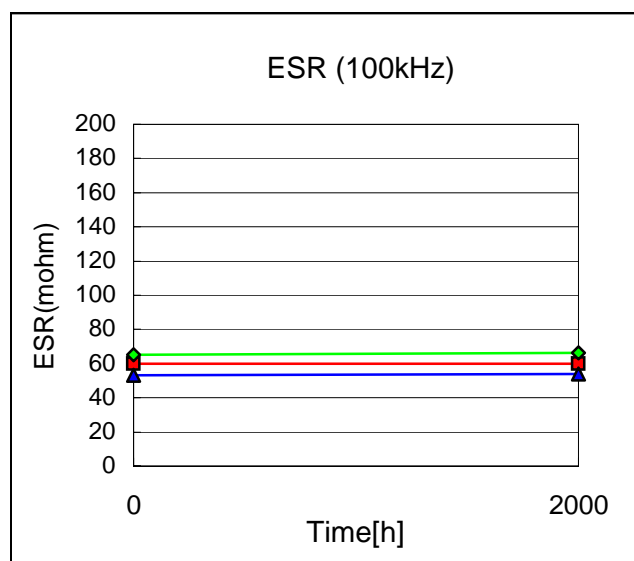
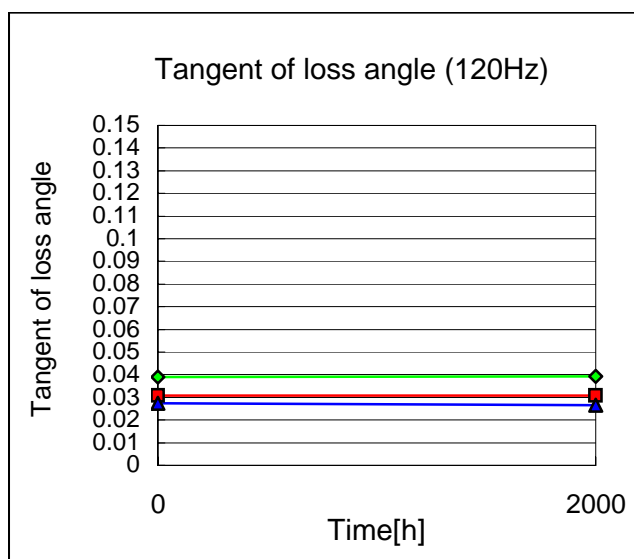
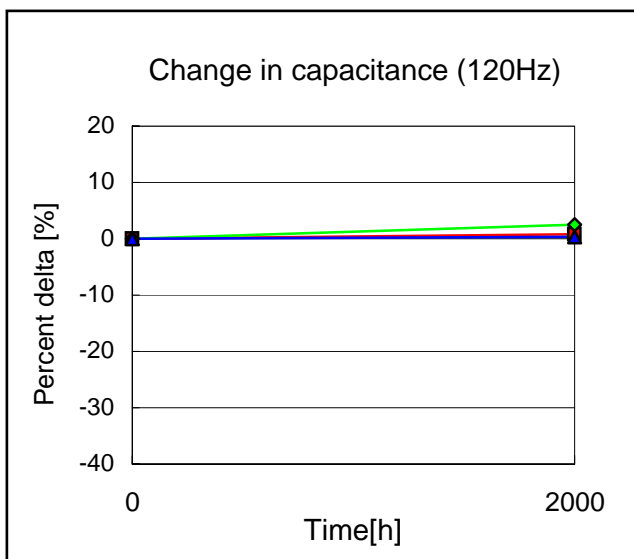
n = 3p.(Ave.)
Room temperature

OS-CON DATA SHEET

OSCON™ SVP series

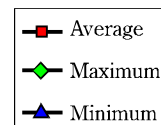
SANYO

Test item Endurance (After V.P.S test)	Test temperature 105 deg.C	Model 6SVP47M
	Applied voltage 6.3 V	Lot No. 111102311



Note: n =30p.

Note: V.P.S test conditions : 230deg.Cx75sx2times
(V.P.S = Vapor Phase Soldering method)



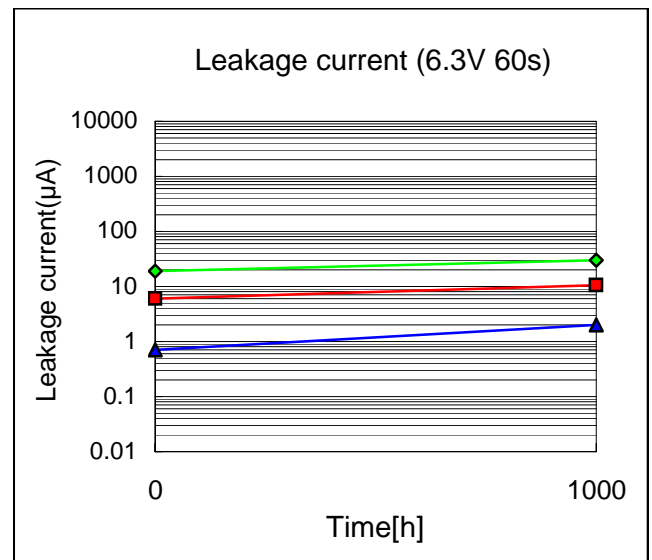
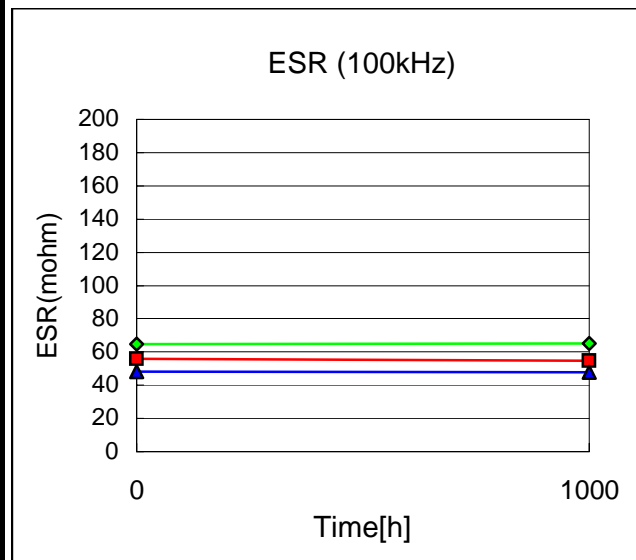
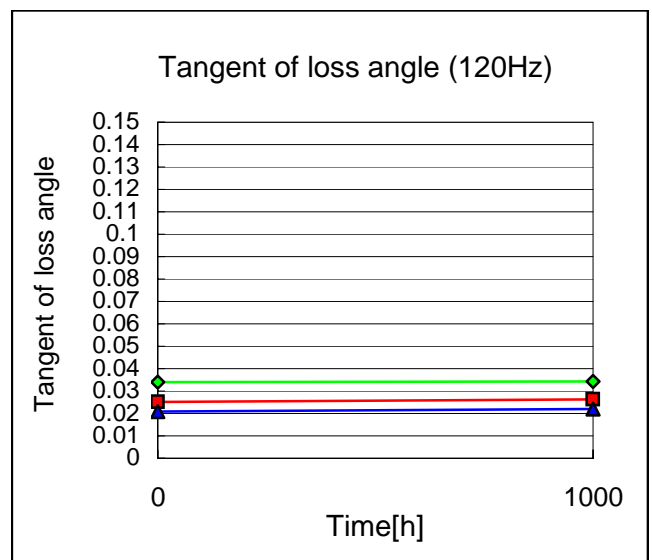
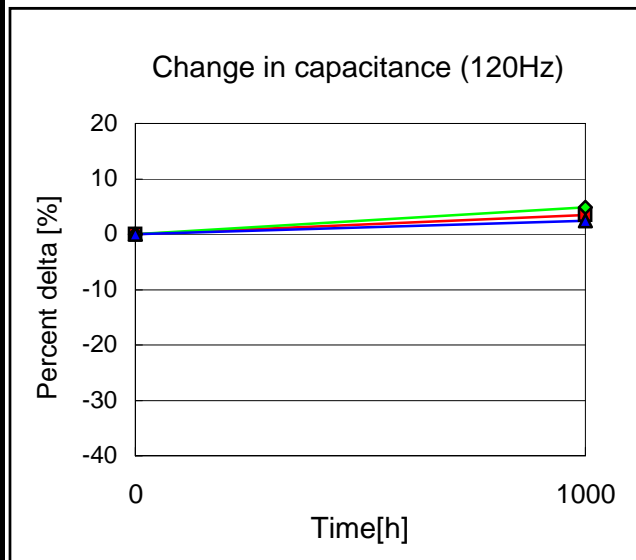
Start on March 13, 2001	Executed by M. Koyama	
End on June 4, 2001	Drawn by M. Kimura	No.OS02D-DESVP012
OS Engineering Department, OS-CON Control Department, Saga SANYO Industries Co., Ltd.		

OS-CON DATA SHEET

OSCON™ SVP series

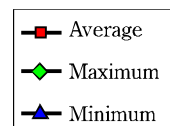
SANYO

Test item Damp heat (Steady state) (After V.P.S test)	Test temperature 60 deg.C	Model 6SVP47M
	Test humidity 90 % RH	Lot No. 111502151



Note: n =20p.

Note: V.P.S test conditions : 230deg.Cx75sx2times
(V.P.S = Vapor Phase Soldering method)



Start on January 29, 2001	Executed by M. Koyama	
End on April 22, 2001	Drawn by M. Kimura	No.OS02D-DHSVP012
OS Engineering Department, OS-CON Control Department, Saga SANYO Industries Co., Ltd.		