

HIGH POWER AIRCRAFT/VEHICLE DC BUS VOLTAGE SUPPRESSOR

APPLICATIONS

- ✓ DC Power Supply Protection
- ✓ MIL-STD-704 Power Bus Protection

IEC COMPATIBILITY (EN61000-4)

- ✓ 61000-4-5 (Surge): 95A, 8/20 μ s - Level 4(Line-Gnd) & 48A, Level 4(Line-Line)

FEATURES

- ✓ *Meets the Following Military Specifications:*
 - MIL-STD-704 - MIL-PRF-19500
- ✓ 15 kilowatts Peak Pulse Power per Line ($t_p=10/1000\mu$ s)
- ✓ Each Device 100% Tested
- ✓ 28V Power Supply Protection

MECHANICAL CHARACTERISTICS

- ✓ Molded Plastic Case
- ✓ Weight 38 grams: 704-15K36 (Approx.) & 65 grams: 704-15K36T(Approx.)
- ✓ Flammability Rating UL 94V-0
- ✓ Device Marking: Date Code, Logo & Part Number
- ✓ Screening for Military Requirements IAW MIL-PRF-19500 is Available
- ✓ Screening Upon Request - The 704 series can be screened upon request for military requirements in accordance with MIL-PRF-19500. Standard screening consists of 100% JANTX equivalent level testing per MIL-PRF-19500.

For Ordering Options Use the Following Suffix:

- H1 - Submodule Screening
- H2 - Submodule & Module Screening
- H3 - Submodule & Module Screening
- Module Group B & C Lot Testing

15,000 WATTS



704-15K36

15,000 WATTS



704-15K36T

MAXIMUM RATINGS @ 25°C Unless Otherwise Specified

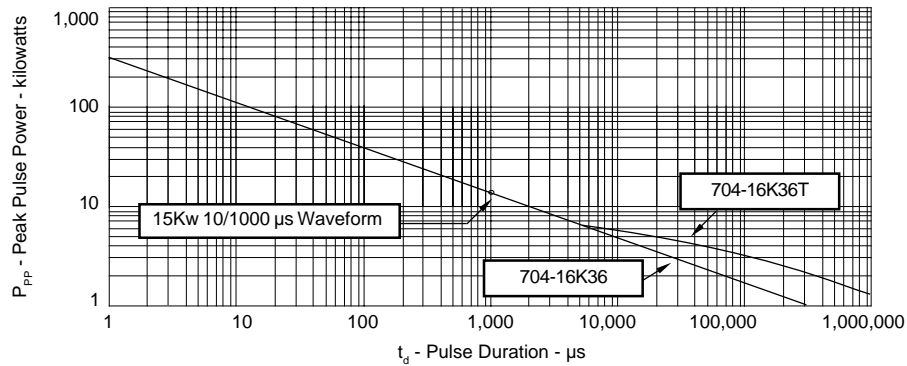
PARAMETER	SYMBOL	VALUE	UNITS
Peak Pulse Power ($t_p = 10/1000\mu$ s) - See Figure 1	P_{PP}	15	kilowatts
Operating Temperature	T_J	-55°C to 150°C	°C
Storage Temperature	T_{STG}	-55°C to 150°C	°C
Forward Surge Rating @ 25°C 1/120 seconds	F_I	300	Amps
Steady State Power Dissipation @ 25°C	T_A	10	Watts

704-15K36 & 704-15K36T

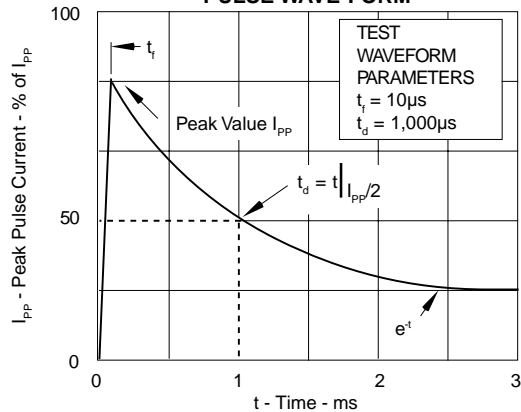
DEVICE CHARACTERISTICS

ELECTRICAL CHARACTERISTICS PER LINE @ 25°C Unless Otherwise Specified						
PART NUMBER	RATED STAND-OFF VOLTAGE	MINIMUM BREAKDOWN VOLTAGE	MAXIMUM CLAMPING VOLTAGE (See Fig. 2)	MAXIMUM LEAKAGE CURRENT	MAXIMUM PEAK PULSE CURRENT (See Fig. 2)	MAXIMUM FORWARD VOLTAGE
	V_{WM} VOLTS	@ 10mA $V_{(BR)}$ VOLTS	@ I_{PPM} V_C VOLTS	@ V_{WM} I_D μA	I_{PPM} AMPS	@ 100A, 8.3ms I_F VOLTS DC
704-15K36	31.5	36	51	100	300	3.0
704-15K36T	31.5	36	51	500	300	15.0

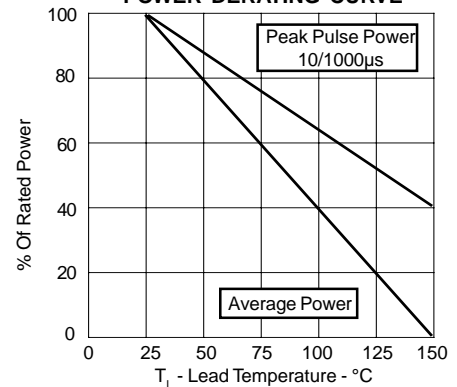
**FIGURE 1
PEAK PULSE POWER VS PULSE TIME**



**FIGURE 2
PULSE WAVE FORM**



**FIGURE 3
POWER DERATING CURVE**



704-15K36 & 704-15K36T

PACKAGE OUTLINE & DIMENSIONS

<p style="text-align: center;">704-15K36 PACKAGE OUTLINE</p>	<p style="text-align: center;">704-15K36</p> <p style="text-align: center;">DIMENSIONS</p> <table border="1" style="width: 100%; border-collapse: collapse;"> <thead> <tr> <th rowspan="2">DIM</th> <th colspan="2">MILLIMETERS</th> <th colspan="2">INCHES</th> </tr> <tr> <th>MIN</th> <th>MAX</th> <th>MIN</th> <th>MAX</th> </tr> </thead> <tbody> <tr><td>A</td><td>49.28</td><td>51.56</td><td>1.97</td><td>2.03</td></tr> <tr><td>B</td><td>43.92</td><td>44.96</td><td>1.73</td><td>1.77</td></tr> <tr><td>C</td><td>2.79</td><td>3.56</td><td>0.110</td><td>0.140</td></tr> <tr><td>D</td><td>18.29</td><td>19.81</td><td>0.72</td><td>0.78</td></tr> <tr><td>E*</td><td>3.18 DIA</td><td>3.18 DIA</td><td>0.125 DIA</td><td>0.125 DIA</td></tr> <tr><td>F</td><td>8.76</td><td>10.29</td><td>0.345</td><td>0.405</td></tr> <tr><td>G</td><td>13.51</td><td>15.04</td><td>0.532</td><td>0.592</td></tr> <tr><td>H*</td><td>0.69</td><td>0.69</td><td>0.027</td><td>0.027</td></tr> <tr><td>I</td><td>11.94</td><td>13.46</td><td>0.47</td><td>0.53</td></tr> <tr><td>J</td><td>2.41</td><td>2.92</td><td>0.095</td><td>0.115</td></tr> <tr><td>K</td><td>7.70</td><td>8.20</td><td>0.303</td><td>0.323</td></tr> <tr><td>L</td><td>9.40</td><td>10.92</td><td>0.37</td><td>0.43</td></tr> </tbody> </table>	DIM	MILLIMETERS		INCHES		MIN	MAX	MIN	MAX	A	49.28	51.56	1.97	2.03	B	43.92	44.96	1.73	1.77	C	2.79	3.56	0.110	0.140	D	18.29	19.81	0.72	0.78	E*	3.18 DIA	3.18 DIA	0.125 DIA	0.125 DIA	F	8.76	10.29	0.345	0.405	G	13.51	15.04	0.532	0.592	H*	0.69	0.69	0.027	0.027	I	11.94	13.46	0.47	0.53	J	2.41	2.92	0.095	0.115	K	7.70	8.20	0.303	0.323	L	9.40	10.92	0.37	0.43
DIM	MILLIMETERS		INCHES																																																																			
	MIN	MAX	MIN	MAX																																																																		
A	49.28	51.56	1.97	2.03																																																																		
B	43.92	44.96	1.73	1.77																																																																		
C	2.79	3.56	0.110	0.140																																																																		
D	18.29	19.81	0.72	0.78																																																																		
E*	3.18 DIA	3.18 DIA	0.125 DIA	0.125 DIA																																																																		
F	8.76	10.29	0.345	0.405																																																																		
G	13.51	15.04	0.532	0.592																																																																		
H*	0.69	0.69	0.027	0.027																																																																		
I	11.94	13.46	0.47	0.53																																																																		
J	2.41	2.92	0.095	0.115																																																																		
K	7.70	8.20	0.303	0.323																																																																		
L	9.40	10.92	0.37	0.43																																																																		
<p style="text-align: center;">704-15K36T PACKAGE OUTLINE</p>	<p style="text-align: center;">704-15K36T</p> <p style="text-align: center;">DIMENSIONS</p> <table border="1" style="width: 100%; border-collapse: collapse;"> <thead> <tr> <th rowspan="2">DIM</th> <th colspan="2">MILLIMETERS</th> <th colspan="2">INCHES</th> </tr> <tr> <th>MIN</th> <th>MAX</th> <th>MIN</th> <th>MAX</th> </tr> </thead> <tbody> <tr><td>A</td><td>62.74</td><td>64.26</td><td>2.47</td><td>2.53</td></tr> <tr><td>B</td><td>53.34</td><td>54.48</td><td>2.10</td><td>2.145</td></tr> <tr><td>C</td><td>4.32</td><td>5.33</td><td>0.17</td><td>0.21</td></tr> <tr><td>D</td><td>10.54</td><td>12.07</td><td>0.415</td><td>0.475</td></tr> <tr><td>E*</td><td>3.18 DIA</td><td>3.18 DIA</td><td>0.125 DIA</td><td>0.125 DIA</td></tr> <tr><td>F</td><td>8.26</td><td>9.27</td><td>0.325</td><td>0.365</td></tr> <tr><td>G*</td><td>11.43</td><td>11.43</td><td>0.450</td><td>0.450</td></tr> <tr><td>H</td><td>21.84</td><td>23.37</td><td>0.86</td><td>0.92</td></tr> <tr><td>I*</td><td>5.59</td><td>5.59</td><td>0.220</td><td>0.220</td></tr> <tr><td>J</td><td>16.51</td><td>17.53</td><td>0.65</td><td>0.69</td></tr> <tr><td>K*</td><td>8.51</td><td>8.51</td><td>0.335</td><td>0.335</td></tr> </tbody> </table> <p style="text-align: right; font-size: small;">Note*: Dimensions are nominal</p>	DIM	MILLIMETERS		INCHES		MIN	MAX	MIN	MAX	A	62.74	64.26	2.47	2.53	B	53.34	54.48	2.10	2.145	C	4.32	5.33	0.17	0.21	D	10.54	12.07	0.415	0.475	E*	3.18 DIA	3.18 DIA	0.125 DIA	0.125 DIA	F	8.26	9.27	0.325	0.365	G*	11.43	11.43	0.450	0.450	H	21.84	23.37	0.86	0.92	I*	5.59	5.59	0.220	0.220	J	16.51	17.53	0.65	0.69	K*	8.51	8.51	0.335	0.335					
DIM	MILLIMETERS		INCHES																																																																			
	MIN	MAX	MIN	MAX																																																																		
A	62.74	64.26	2.47	2.53																																																																		
B	53.34	54.48	2.10	2.145																																																																		
C	4.32	5.33	0.17	0.21																																																																		
D	10.54	12.07	0.415	0.475																																																																		
E*	3.18 DIA	3.18 DIA	0.125 DIA	0.125 DIA																																																																		
F	8.26	9.27	0.325	0.365																																																																		
G*	11.43	11.43	0.450	0.450																																																																		
H	21.84	23.37	0.86	0.92																																																																		
I*	5.59	5.59	0.220	0.220																																																																		
J	16.51	17.53	0.65	0.69																																																																		
K*	8.51	8.51	0.335	0.335																																																																		

COPYRIGHT © ProTek Devices 2001
 SPECIFICATIONS: ProTek reserves the right to change the electrical and or mechanical characteristics described herein without notice (except JEDEC).
 DESIGN CHANGES: ProTek reserves the right to discontinue product lines without notice, and that the final judgement concerning selection and specifications is the buyer's and that in furnishing engineering and technical assistance, ProTek assumes no

ProTek Devices
 2929 South Fair Lane, Tempe, AZ 85282
 Tel: 602-431-8101 Fax: 602-431-2288
 E-Mail: sales@protekdevices.com
 Web Site: www.protekdevices.com