

## Features

- 4 mm pitch
- Rechargeable battery-pack applications
- Precious metal contacts
- Tape & reel available
- RoHS compliant\* - see [processing information](#) on RoHS compliant surface mount components

## 70AD/Female - Modular Contact

### Materials & Finishes

Insulator Glass reinforced thermoplastic, UL 94V-0 rated, black  
 Contact .....Copper alloy  
 Finish  
 Underplating..... 30 μ" min. Ni  
 Contact Area ..... 30 μ" min. Au over Ni  
 Termination..... Tin alloy  
 (meets MIL-STD-202, method 208)

### Operating Characteristics

Electrical  
 Current Rating..... DC 3 A/contact  
 Voltage Rating..... DC 30 V  
 Contact Resistance .....25 mΩ max.  
 Dielectric Voltage .....AC 500 V  
 Insulating Resistance.....500 MΩ min.  
 Operating Temperature  
 .....-55 °C to 125 °C  
 Mechanical  
 Durability .....5,000 cycles

### How to Order

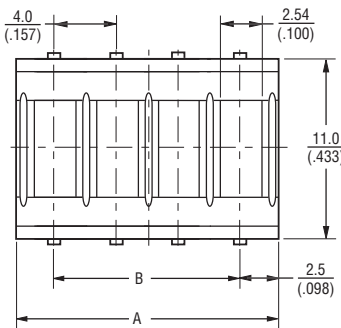
**70AD J - 3 - F L 0 G**

Model \_\_\_\_\_  
 Terminal Style \_\_\_\_\_  
 J = SMT  
 H = Through-hole  
 Number of Contacts \_\_\_\_\_  
 2 through 6  
 Gender \_\_\_\_\_  
 F = Female  
 Height \_\_\_\_\_  
 L = Low Profile  
 Options \_\_\_\_\_  
 0 = Standard  
 1 = Locator Pins (J style only)  
 Packaging Option \_\_\_\_\_  
 \_\_\_ = Tube (240/N pcs. or 240 contacts per tube)  
 G = Embossed Tape (500 pcs. per reel)

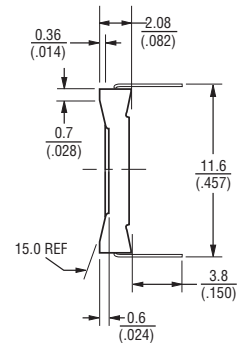
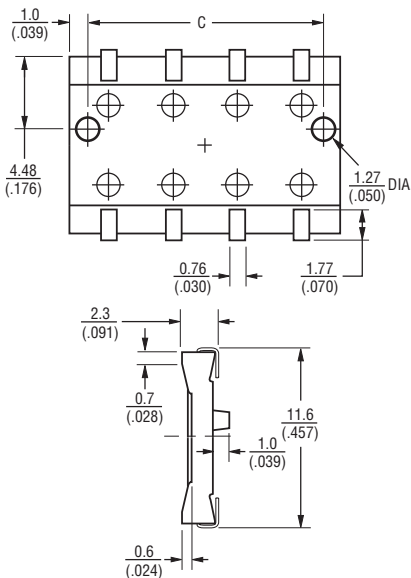
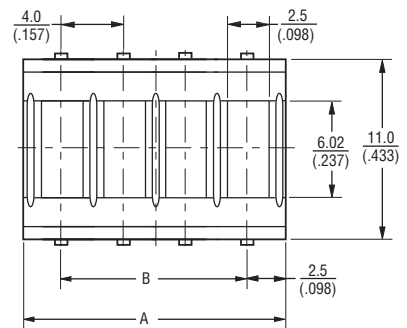
Number of Contacts	Dim. A	Dim. B	Dim. C
2	9.0 (.354)	4.0 (.157)	6.99 (.275)
3	13.0 (.512)	8.0 (.315)	11.0 (.433)
4	17.0 (.669)	12.0 (.472)	15.0 (.591)
5	21.0 (.827)	16.0 (.630)	19.0 (.748)
6	25.0 (.984)	20.0 (.787)	22.9 (.900)

### Product Dimensions

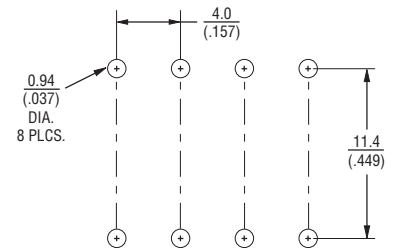
70ADJ



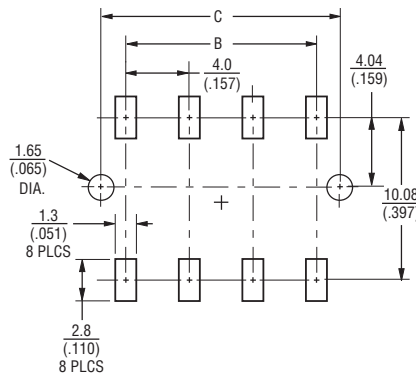
70ADH



70ADH RECOMMENDED PWB MOUNTING PATTERN



70ADJ RECOMMENDED PWB MOUNTING PATTERN



TOLERANCES:  $\pm 0.3$  UNLESS OTHERWISE NOTED  
 $(\pm 0.12)$

DIMENSIONS: MM \_\_\_\_\_  
 (INCHES)

\*RoHS Directive 2002/95/EC Jan. 27, 2003 including annex and RoHS Recast 2011/65/EU June 8, 2011.

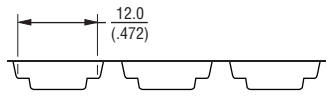
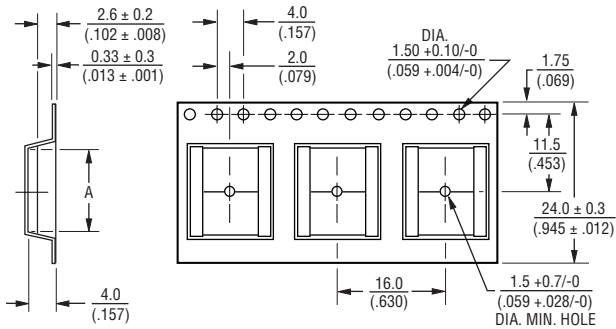
Specifications are subject to change without notice.

The device characteristics and parameters in this data sheet can and do vary in different applications and actual device performance may vary over time. Users should verify actual device performance in their specific applications.

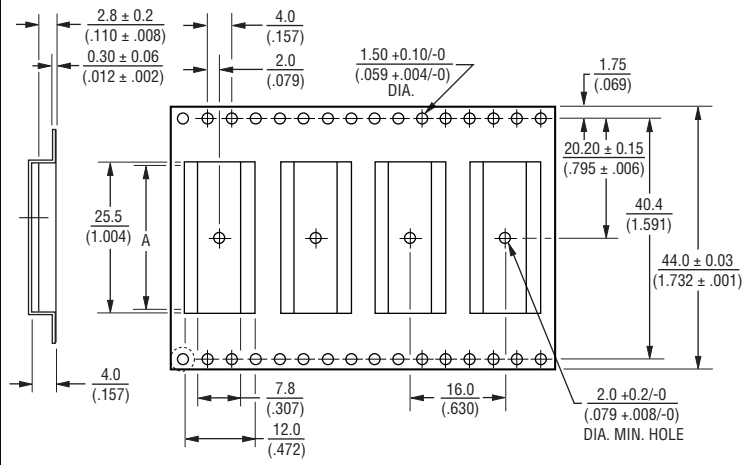
# 70AD/Female - Modular Contact

**BOURNS®**

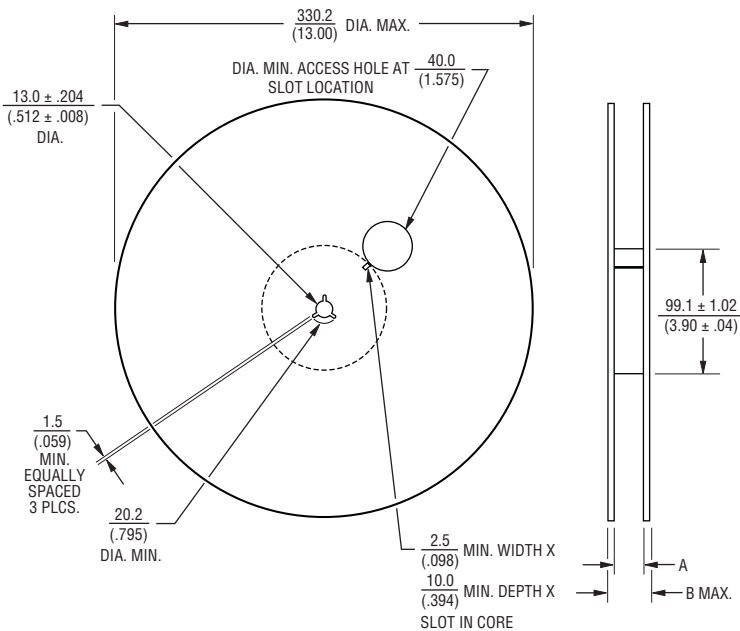
## Packaging Specifications



No. of Contacts	Dimension A
2	$\frac{9.5}{(.374)}$
3	$\frac{13.5}{(.531)}$
4	$\frac{17.5}{(.689)}$



No. of Contacts	Dimension A
5	$\frac{19.5}{(.768)}$
6	$\frac{25.5}{(1.004)}$



No. of Contacts	Dimension A	Dimension B (Max.)
2	$\frac{24.41}{(.961)}$	$\frac{30.40}{(1.197)}$
3	$\frac{24.41}{(.961)}$	$\frac{30.40}{(1.197)}$
4	$\frac{24.41}{(.961)}$	$\frac{30.40}{(1.197)}$
5	$\frac{44.83}{(1.765)}$	$\frac{50.30}{(1.98)}$
6	$\frac{44.83}{(1.765)}$	$\frac{50.30}{(1.98)}$

DIMENSIONS:  $\frac{\text{MM}}{\text{(INCHES)}}$

REV. 12/13

The device characteristics and parameters in this data sheet can and do vary in different applications and actual device performance may vary over time. Specifications are subject to change without notice. Users should verify actual device performance in their specific applications.