

This document was generated on 04/23/2010

PLEASE CHECK WWW.MOLEX.COM FOR LATEST PART INFORMATION

Part Number: [0387207522](#)
Status: **Active**
Description: 9.53mm (.375") Pitch Beau™ PCB Terminal Strip, without Mounting Ends, 22 Circuits, with Screw Clamp Washer

Documents:

[3D Model](#) [Product Specification PS-38710-001 \(PDF\)](#)
[Drawing \(PDF\)](#) [RoHS Certificate of Compliance \(PDF\)](#)

General

Product Family	Terminal Blocks
Series	38720
Application	Wire-to-Board
Component Type	One Piece
Product Name	Fixed Mount Barrier
Type	Barrier Strip


Physical

Circuits (Loaded)	22
Circuits (maximum)	22
Color - Resin	Black
Entry Angle	Horizontal
Lock to Mating Part	None
Material - Metal	Brass
Material - Plating Mating	Tin
Material - Plating Termination	Tin
Material - Resin	Polyester
Number of Rows	1
Orientation	Horizontal
PC Tail Length (in)	0.190 In
PC Tail Length (mm)	4.80 mm
PCB Retention	None
PCB Thickness Recommended (in)	0.125 In
PCB Thickness Recommended (mm)	3.18 mm
Panel Mount	No
Pitch - Mating Interface (in)	0.375 In
Pitch - Mating Interface (mm)	9.53 mm
Pitch - Term. Interface (in)	0.375 In
Pitch - Term. Interface (mm)	9.53 mm
Plating min: Mating (µin)	150
Plating min: Mating (µm)	3.75
Plating min: Termination (µin)	150
Plating min: Termination (µm)	3.75
Polarized to Mating Part	No
Shrouded	Dual-Barrier
Stackable	No
Surface Mount Compatible (SMC)	No
Temperature Range - Operating	-40°C to +130°C
Wire Size AWG	12, 14, 16, 18, 20, 22
Wire Size mm²	0.50 - 2.50

Electrical

Current - Maximum per Contact	25A
Voltage - Maximum	300V

Solder Process Data



EU RoHS

ELV and RoHS Compliant
REACH SVHC
 Not Reviewed
Halogen-Free Status
 Not Reviewed

China RoHS



Need more information on product environmental compliance?

Email productcompliance@molex.com
 For a multiple part number RoHS Certificate of Compliance, [click here](#)

Please visit the [Contact Us](#) section for any non-product compliance questions.

Search Parts in this Series

[38720Series](#)

Mates With

N/A

Lead-free Process Capability

Wave Capable (TH only)

www.D919216610.com

Material Info

Old Part Number

72522-C-50

Reference - Drawing Numbers

Product Specification

PS-38710-001

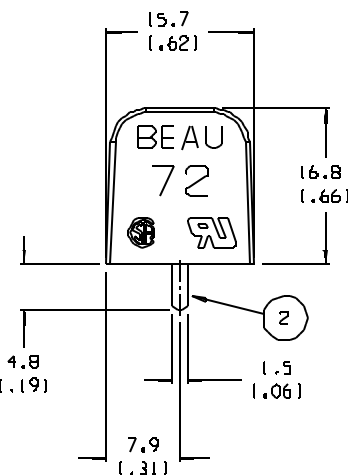
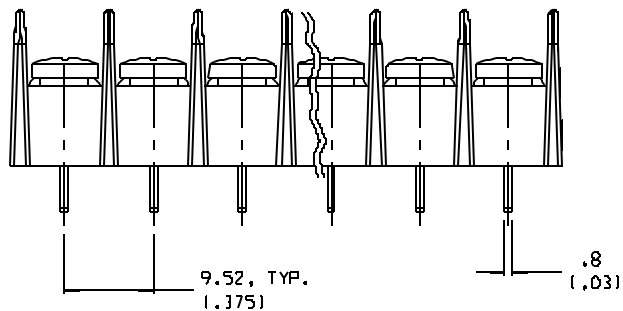
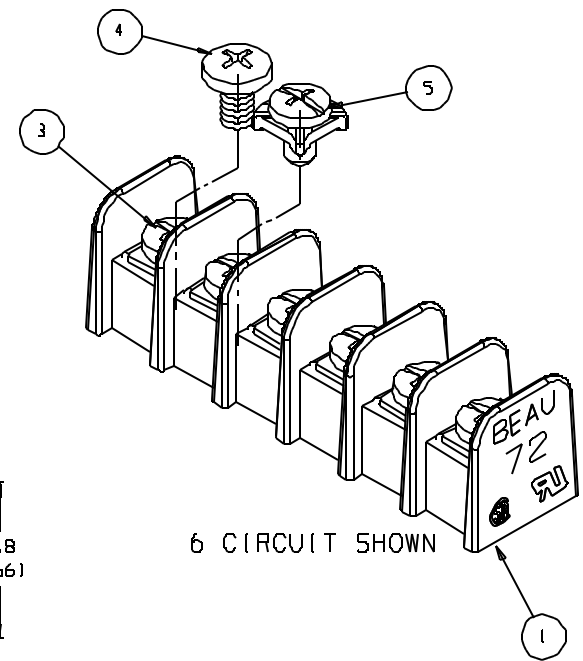
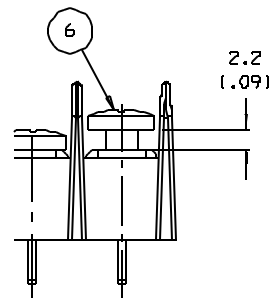
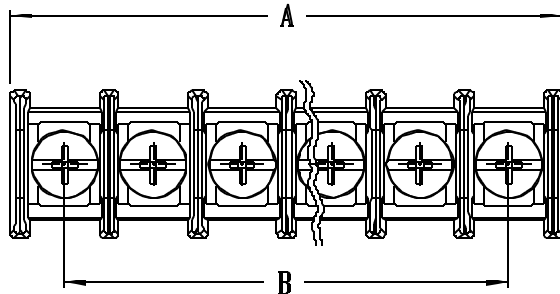
Sales Drawing

SD-38720-002

www.D919216610.com

This document was generated on 04/23/2010

PLEASE CHECK WWW.MOLEX.COM FOR LATEST PART INFORMATION



6 CIRCUIT SHOWN

- NOTES:
1. MATERIAL: SEE TABLE
 2. FINISHES: SEE TABLE
 3. PRODUCT SPECIFICATION: UL & CSA CLASS B & C
 4. PACKAGING: NOT REQUIRED
 5. MATES WITH: NONE
 6. "XX" REFERS TO QTY. OF CIRCUITS
 7. INCH DIMS SHOWN IN PARENTHESES (XX)

6	XX	#6-32 BHD, PHIL.-SLOTTED SCREW WRD	STEEL	ZINC CLEAR CHROMATE
5	XX	#6-32 PHIL.-SLOTTED SCREW W/WASHER	STEEL	ZINC CLEAR CHROMATE
4	XX	#6-32 BHD PHIL.-SLOTTED SCREW	BRASS	NICKEL PLATED
3	XX	#6-32 SCREW PHIL.-SLOTTED	STEEL	ZINC CLEAR CHROMATE
2	XX	TERMINAL	BRASS	TIN PLATED
1	1	BARRIER	THERMOPLASTIC	BLACK
ITEM	QTY.	DESCRIPTION	MATERIAL	FINISH

EC NO. RELEASED WH (1/11)/03 DRN: CH'K: APPR:	DESCRIPTION MAJOR CRITICAL SPC S	QUALITY SYMBOLS	GENERAL TOLERANCES (UNLESS SPECIFIED)	SCALE 2:1 DESIGN UNITS <input type="checkbox"/> mm <input checked="" type="checkbox"/> INCH	THIRD ANGLE PROJECTION <input checked="" type="checkbox"/>	PROJECT NO.	SHEET REV
		DRAWN BY & DATE W. HOWARD 11/11/03	CHECKED BY & DATE	APPROVED BY & DATE	TITLE: SR, BTS, NO MTG, PC ASSY	MATERIAL NO. SEE TABLE	DRAWING NO. SD-38720-002
A		DRAFT WHERE APPLICABLE MUST REMAIN WITHIN DIMENSIONS		CAD FILENAME 725XX-C		MOLEX INCORPORATED	
THIS DRAWING CONTAINS INFORMATION THAT IS PROPRIETARY TO MOLEX INCORPORATED AND SHOULD NOT BE USED WITHOUT WRITTEN PERMISSION.						SIZE B	

MATERIAL NO. (OPT -C, -47)	MATERIAL NO. (OPT -C, -50)	MATERIAL NO. (OPT -C, -49)	MATERIAL NO. (OPT -C)	NUMBER OF CIRCUITS "XX"	DIM. "A"	DIM. "B"
38720-8102	38720-7502	38720-6902	38720-6302	02	21.1 (1.83)	9.53 (1.375)
38720-8103	38720-7503	38720-6903	38720-6303	03	30.7 (1.211)	19.05 (1.750)
38720-8104	38720-7504	38720-6904	38720-6304	04	40.1 (1.581)	28.58 (1.125)
38720-8105	38720-7505		38720-6305	05	49.8 (1.961)	38.10 (1.500)
38720-8106	38720-7506	38720-6906	38720-6306	06	59.2 (2.331)	47.63 (1.875)
	38720-7507	38720-6907	38720-6307	07	68.8 (2.711)	57.15 (2.250)
38720-8108	38720-7508	38720-6908	38720-6308	08	78.3 (3.081)	66.68 (2.625)
38720-8109	38720-7509	38720-6909	38720-6309	09	87.8 (3.461)	76.20 (3.000)
38720-8110	38720-7510	38720-6910	38720-6310	10	97.3 (3.831)	85.73 (3.375)
	38720-7511	38720-6911	38720-6311	11	106.9 (4.211)	95.25 (3.750)
38720-8112	38720-7512	38720-6912	38720-6312	12	116.3 (4.581)	104.78 (4.125)
	38720-7513	38720-6913	38720-6313	13	126.0 (4.961)	114.30 (4.500)
38720-8114	38720-7514	38720-6914	38720-6314	14	135.3 (5.331)	123.83 (4.875)
	38720-7515	38720-6915	38720-6315	15	145.0 (5.711)	133.35 (5.250)
38720-8116	38720-7516	38720-6916	38720-6316	16	154.4 (6.081)	142.88 (5.625)
	38720-7517	38720-6917	38720-6317	17	164.1 (6.461)	152.40 (6.000)
	38720-7518	38720-6918	38720-6318	18	173.5 (6.831)	161.93 (6.375)
	38720-7519		38720-6319	19	183.1 (7.211)	171.45 (6.750)
	38720-7520	38720-6920	38720-6320	20	192.5 (7.581)	180.98 (7.125)
	38720-7521		38720-6321	21	202.2 (7.961)	190.50 (7.500)
	38720-7522	38720-6922	38720-6322	22	211.6 (8.331)	200.03 (7.875)
	38720-7523		38720-6323	23	221.2 (8.711)	209.55 (8.250)
	38720-7524		38720-6324	24	230.6 (9.081)	219.08 (8.625)
	38720-7525		38720-6325	25	240.3 (9.461)	228.60 (9.000)
	38720-7526		38720-6326	26	249.6 (9.831)	238.13 (9.375)



www.DataSheet4U.com

EC NO. SEE SH1 DRAWN BY: HW CHECKED BY: HW APPROVED BY: HW A	DESCRIPTION MAJOR CRITICAL SPEC	GENERAL TOLERANCES UNLESS SPECIFIED MIN INCH MAX INCH 1 PLACES ±.0015 2 PLACES ±.0038 3 PLACES ±.0075 4 PLACES ±.0150 5 PLACES ±.0312 6 PLACES ±.0625 7 PLACES ±.1250 8 PLACES ±.2500 9 PLACES ±.5000 10 PLACES ±.1000 11 PLACES ±.1500 12 PLACES ±.2000 13 PLACES ±.3000 14 PLACES ±.4000 15 PLACES ±.5000 16 PLACES ±.7500 17 PLACES ±.1000 18 PLACES ±.1500 19 PLACES ±.2000 20 PLACES ±.3000 21 PLACES ±.4000 22 PLACES ±.5000 23 PLACES ±.7500 24 PLACES ±.1000 25 PLACES ±.1500 26 PLACES ±.2000		SCALE: 2:1 DESIGN UNITS: <input type="checkbox"/> MM <input checked="" type="checkbox"/> INCH DRAWN BY & DATE: V. HOWARD 11/11/03 CHECKED BY & DATE: APPROVED BY & DATE:	THIRD ANGLE PROJECTION TITLE: SR, BTS, NO MTG, PC ASSY MOLEX INCORPORATED	PROJECT NO.: DIMENSIONS: <input checked="" type="checkbox"/> DIM INCH <input type="checkbox"/> DIM MM <input type="checkbox"/> DIM ONLY SHEET NO. 2 OF 2 REVISE ON CAD ONLY
		ANSULAR: ±2° DRAFT WHERE APPLICABLE MUST REMAIN WITHIN DIMENSIONS THIS DRAWING CONTAINS INFORMATION THAT IS PROPRIETARY TO MOLEX INCORPORATED AND SHOULD NOT BE USED WITHOUT WRITTEN PERMISSION.	CAD FILENAME: 725XX-C MATERIAL NO.: SEE TABLE DRAWING NO.: SD-38720-002 SHEET NO.: 2 OF 2			