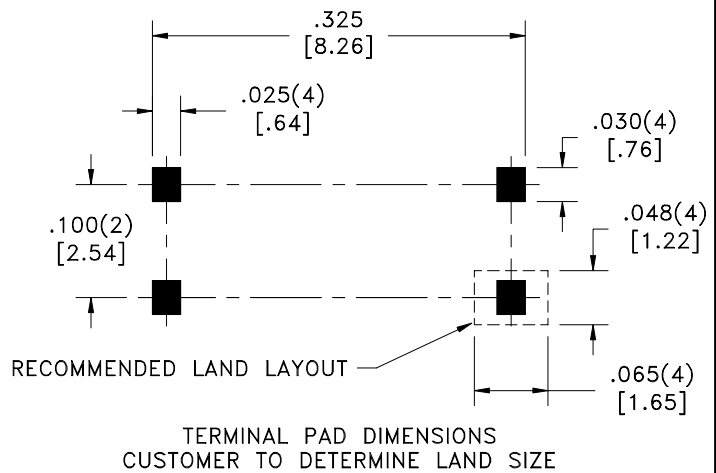

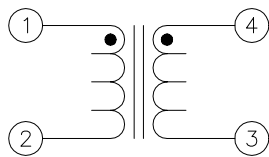
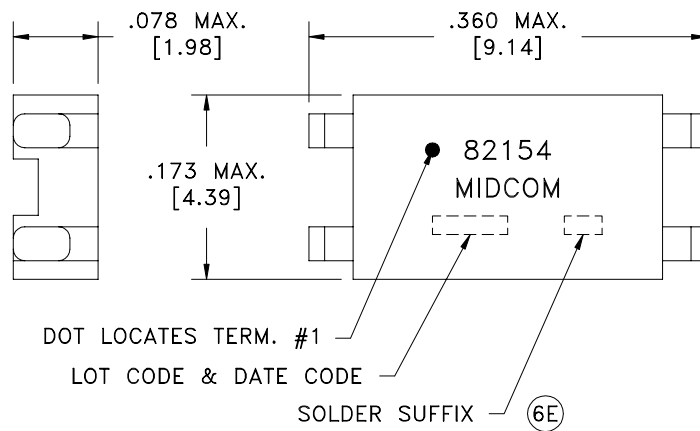
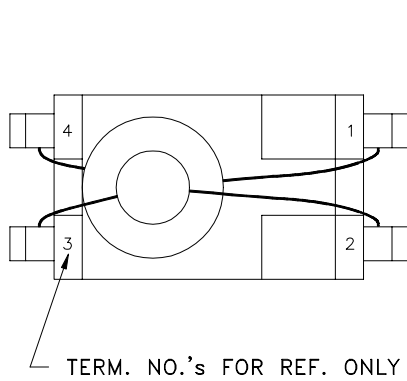


PART NUMBER	SOLDER SUFFIX	SOLDER	(6E)
82154R		Sn63%, Pb37%	
82154R-LF1	LF1	Sn96%, Ag4%	(6G)



ELECTRICAL SPECIFICATIONS @ 25°C unless otherwise noted:

D.C. RESISTANCE (@20°C): 1-2, 0.350 ohms max.
3-4, 0.350 ohms max.

DIELECTRIC RATING: 3000VAC, 1 minute tested by applying 3750VAC for 1 second between 1-4.

INDUCTANCE: 30uH min., 10kHz, 100mVAC, 1-2, Ls.

TURNS RATIO: (4-3):(1-2) = 1.67:1, ±1%.

(6C)

AGENCY NUMBER	
BABT	NC/011592
UL 60950	E205930
CSA 60950 (Via CUL)	E205930
IEC 60950	*NO 30669
ACA/AUSTEL	*NO 30669
JAPAN	*NO 30669
*DEMONSTRATES TO COMPLY VIA NEMKO TEST REPORT.	

Designed to comply with the following requirements as defined by IEC60950, EN60950, UL60950/CSA60950 and AS/NZS60950:
- Supplementary insulation for a primary circuit at a working voltage of 250Vrms.

Midcom, Inc.
Watertown, SD USA
Toll Free: 800-643-2661
Fax: 605-886-4486

Unless otherwise specified:
Tolerances: Fractions: ±1/64
Angles: ±1° Decimals: ±.005[.13]

DRAWING TITLE
TRANSFORMER

REVISIONS: SEE SHEET 1

Midcom

DRAWING NO. **82154R** (6E) REV. 6J
82154R-LF1

SCALE --- SHEET 2 OF 6

This drawing is dual dimensioned.
Dimensions in brackets are in millimeters.

DWG.# 82154R/1

www.DataSheet4U.com