

New Product

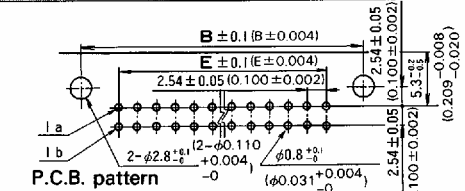
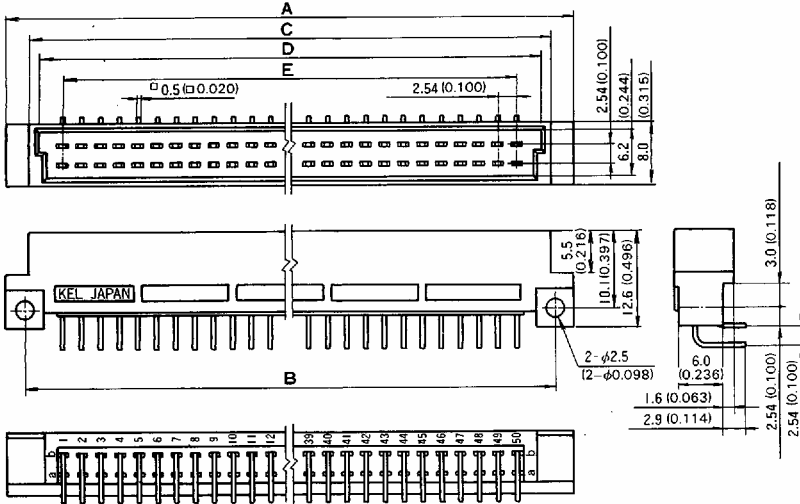
# 8330·8340 series (Complies with DIN/IEC, VA product)

2 row type

No. of contacts: 32 44 50 64 90 100

## R/A Pin Header

## 8331-XXX-294



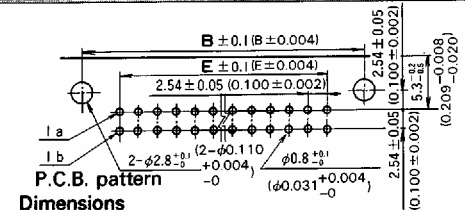
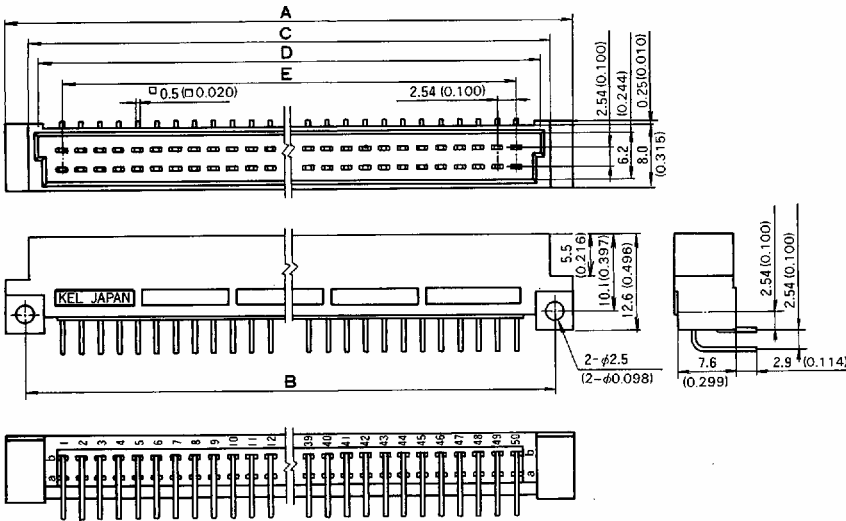
P.C.B. pattern

Dimensions

| No. of contacts | A              | B              | C              | D              | E              |
|-----------------|----------------|----------------|----------------|----------------|----------------|
| 32              | 53.26 (2.097)  | 48.26 (1.900)  | 46.86 (1.845)  | 44.66 (1.758)  | 38.10 (1.500)  |
| 44              | 68.50 (2.697)  | 63.50 (2.500)  | 62.10 (2.445)  | 59.90 (2.358)  | 53.34 (2.100)  |
| 50              | 76.12 (2.839)  | 71.12 (2.800)  | 69.72 (2.745)  | 67.52 (2.658)  | 60.96 (2.400)  |
| 64              | 93.90 (3.697)  | 88.90 (3.500)  | 87.50 (3.445)  | 85.30 (3.358)  | 78.74 (3.100)  |
| 90              | 126.92 (4.997) | 121.92 (4.800) | 120.52 (4.745) | 118.32 (4.658) | 111.76 (4.400) |
| 100             | 139.62 (5.497) | 134.62 (5.300) | 133.22 (5.245) | 131.02 (5.158) | 124.46 (4.900) |

## R/A Pin Header (Flush Mounting)

## 8341-XXX-294



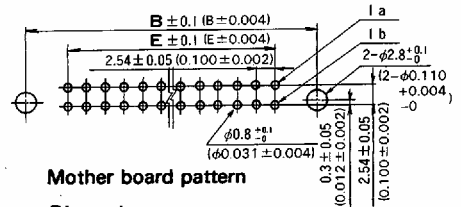
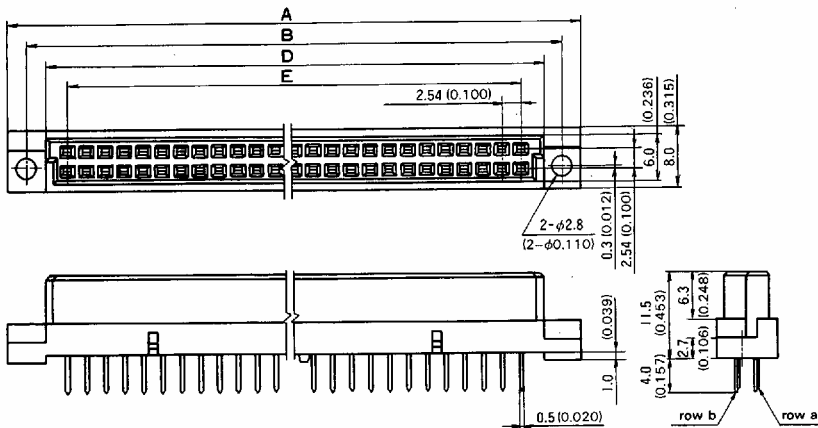
P.C.B. pattern

Dimensions

| No. of contacts | A              | B              | C              | D              | E              |
|-----------------|----------------|----------------|----------------|----------------|----------------|
| 32              | 53.26 (2.097)  | 48.26 (1.900)  | 46.86 (1.845)  | 44.66 (1.758)  | 38.10 (1.500)  |
| 44              | 68.50 (2.697)  | 63.50 (2.500)  | 62.10 (2.445)  | 59.90 (2.358)  | 53.34 (2.100)  |
| 50              | 76.12 (2.839)  | 71.12 (2.800)  | 69.72 (2.745)  | 67.52 (2.658)  | 60.96 (2.400)  |
| 64              | 93.90 (3.697)  | 88.90 (3.500)  | 87.50 (3.445)  | 85.30 (3.358)  | 78.74 (3.100)  |
| 90              | 126.92 (4.997) | 121.92 (4.800) | 120.52 (4.745) | 118.32 (4.658) | 111.76 (4.400) |
| 100             | 139.62 (5.497) | 134.62 (5.300) | 133.22 (5.245) | 131.02 (5.158) | 124.46 (4.900) |

## Socket Receptacle

## 8330-XXX-283



Mother board pattern

Dimensions

| No. of contacts | A              | B              | D              | E              |
|-----------------|----------------|----------------|----------------|----------------|
| 32              | 54.36 (2.140)  | 49.36 (1.943)  | 44.26 (1.743)  | 38.10 (1.500)  |
| 44              | 69.60 (2.740)  | 64.60 (2.543)  | 59.50 (2.343)  | 53.34 (2.100)  |
| 50              | 77.22 (3.040)  | 72.22 (2.843)  | 67.12 (2.643)  | 60.96 (2.400)  |
| 64              | 95.00 (3.740)  | 90.00 (3.543)  | 84.90 (3.343)  | 78.74 (3.100)  |
| 90              | 128.02 (5.040) | 123.02 (4.843) | 117.92 (4.643) | 111.76 (4.400) |
| 100             | 140.72 (5.540) | 135.72 (5.343) | 130.62 (5.143) | 124.46 (4.900) |

# DIN CONNECTORS

KEL has successfully produced a new economical DIN connector by utilizing the original design technology and accumulated production experience. DIN offers lower cost and higher contact performance than card edge connectors. DIN's mating reliability is independent of board thickness, surface treatment, and dimensional accuracy easing board requirements. This advantage combined with low connector cost offers substantial advantages. KEL, whose 8300 series complies with DIN41612/IEC603-2 standards, has responded to the need for diversified mating combinations (horizontal, vertical, and stacked mating) with the addition of its inverse type 8400 series. KEL's new "VA" type is completely changing the image of DIN connectors by offering superior performance with polarity variations at an economical price.

## FEATURES

- A total price advantage over card-edge type connectors.
- Allows standardization to DIN-41612 and IEC603-2
- Several varieties satisfying most applications.
- Horizontal, Vertical, and Stacked mating combinations.
- Mating is easy and reliable due to unique contact design.

■ 8330-8340 SERIES, VA product (Standard type, Complies with DIN/IEC)

- 2 rows : 32, 44, 50, 64, 90, 100 contacts
- 3 rows : 48, 96 contacts

■ 8430-8440 SERIES, VA product (Inverse type, Complies with DIN)

- 2 rows : 32, 44, 50, 64, 90, 100 contacts
- 3 rows : 48, 96 contacts

■ 8300-8310 SERIES (Standard type, Complies with DIN/IEC)

- 2 rows : 32, 50, 64 contacts
- 3 rows : 48, 96 contacts

■ 8400-8410 SERIES (Inverse type, Complies with DIN)

- 2 rows : 64 contacts
- 3 rows : 96 contacts

## SPECIFICATIONS

### MATERIAL

- Insulator :  
Glass-filled P.B.T.(UL94V-0)  
(Glass-filled P.E.T.(UL94V-0))  
(8400-8410 series)
- Contact : Copper alloy
- Contact finish :  
Contact area - Gold plating over nickel  
Terminal - Tin plating over nickel

### ELECTRIC ABILITY

- Current rating :  
2A/1 pin (VA type = 1A/1 pin)
- Contact resistance :  
20 m $\Omega$  Max.
- Dielectric withstanding voltage:  
1,000V AC/1 minute
- Insulation resistance :  
10<sup>6</sup> M $\Omega$  Min. 500V DC  
10<sup>5</sup> M $\Omega$  Min. 500V DC (after test)

### MECHANICAL ABILITY

- Insertion force :  
120g MAX./1 pin
- Withdrawal force :  
15g MIN./1 pin
- Withdrawal force per 1 pin with  
0.56mm steel gage :  
0.15N (15.3g) MIN.
- Contact retention :  
20N (2.04kg) MIN.
- Operating temperature :  
-55 ~ +85°C

New Product

# 8430·8440series (Inverse DIN, VA product)

3 row type

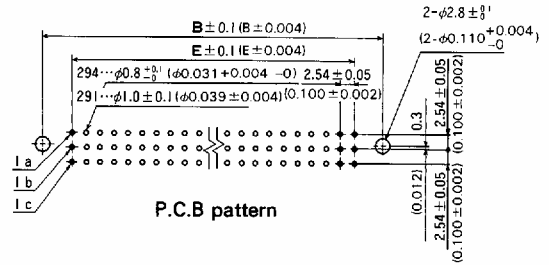
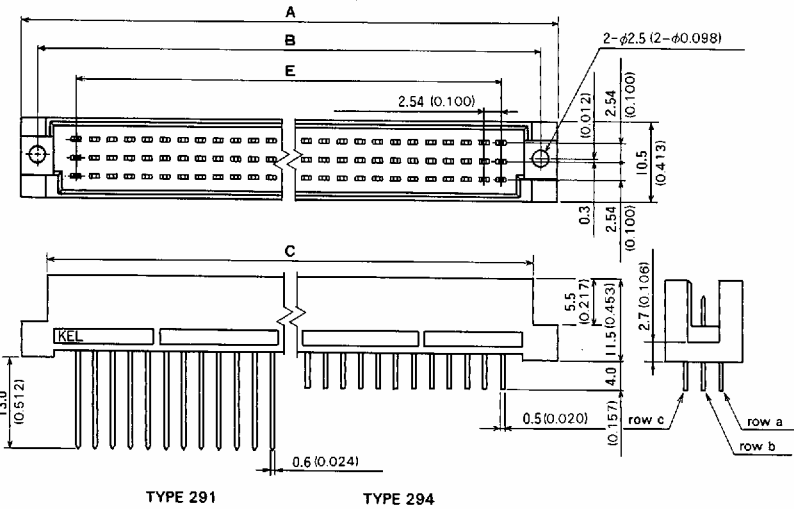
No. of contacts

48

96

## Pin Receptacle

## 8431-XXX-291

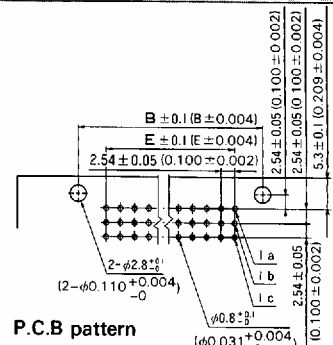
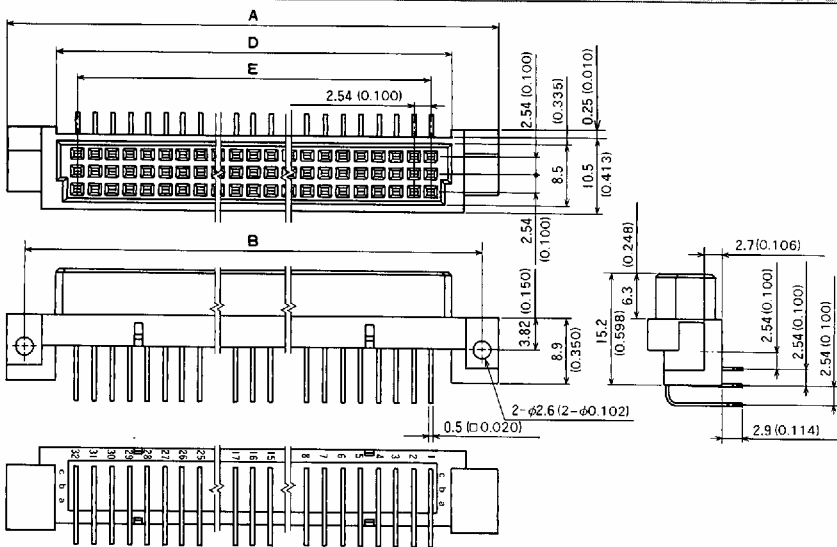


### Dimensions

| No. of contacts | A                | B                | C                | E                |
|-----------------|------------------|------------------|------------------|------------------|
| 48              | 53.36<br>(2.101) | 49.36<br>(1.943) | 46.86<br>(1.845) | 38.10<br>(1.500) |
| 96              | 94.00<br>(3.701) | 90.00<br>(3.543) | 87.50<br>(3.045) | 78.74<br>(3.100) |

## R/A Socket Header (Flush Mounting)

## 8440-XXX-284



### Dimensions

| No. of contacts | A                | B                | D                | E                |
|-----------------|------------------|------------------|------------------|------------------|
| 48              | 58.34<br>(2.297) | 53.34<br>(2.100) | 44.26<br>(1.743) | 38.10<br>(1.500) |
| 96              | 98.98<br>(3.897) | 93.98<br>(3.700) | 84.90<br>(3.343) | 78.74<br>(3.100) |

## Part Number for VA type DIN

### 8XXX - XXX - 2XX

Contact Terminal Style

- 283 : Straight · Dip Solder (8330 Series Socket Receptacle)
- 284 : R/A · Dip Solder (8440 Series Socket Header)
- 291 : Straight · W/W (8431 Series Pin Receptacle)
- 294 : R/A · Dip Solder (8331, 8341 Series Pin Header)
- 294 : Straight · Dip Solder (8431 Pin Receptacle)

Number of contacts

- 032, 044, 050, 064, 090, 100 (2 row type)
- 048, 096 (3 row type)

Series

- 8330 : Standard DIN (Socket Receptacle)
- 8331 : Standard DIN (Pin Header)
- 8341 : Standard DIN (Pin Header for Flush Mounting)
- 8431 : Inverse DIN (Pin Receptacle for Flush Mounting)
- 8440 : Inverse DIN (Socket Header)