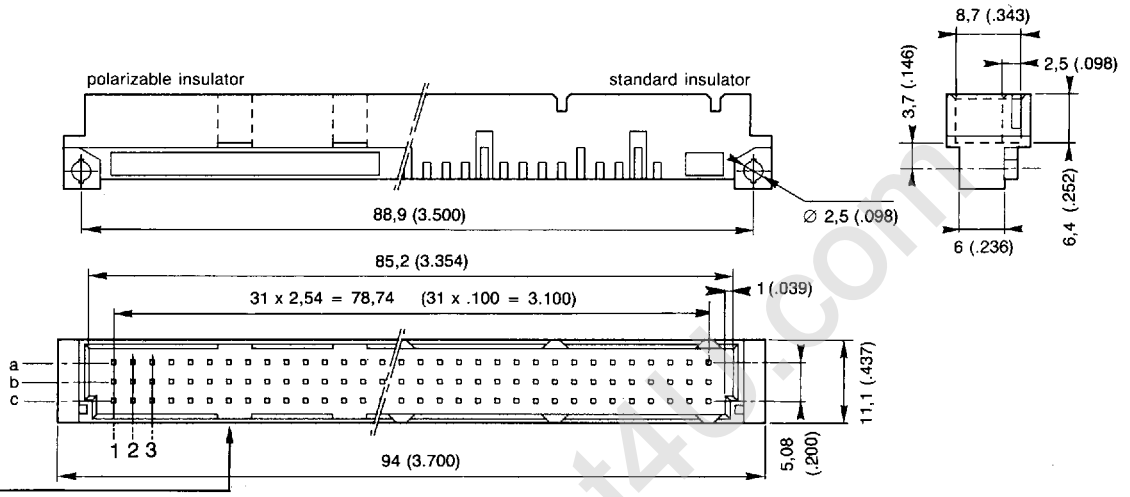


standard male, 3 row

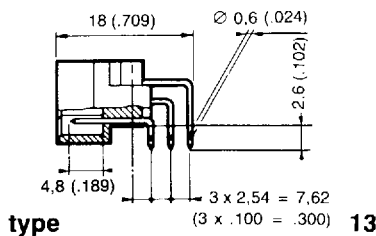
style C

dimensions

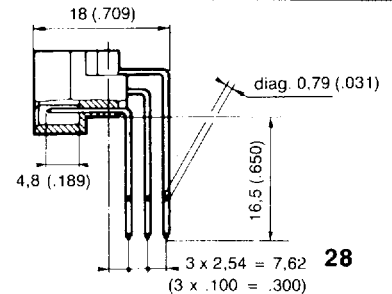
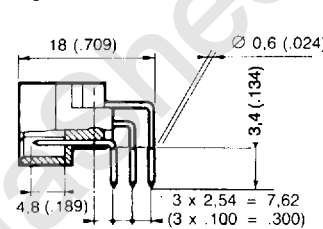
in mm (inches)



standard termination



special terminations



ordering code

8 6 0 9 — — — — 7 1 — — — — — — — — 000 — E1

series

Rows loaded

- a + b + c even cavities fitted 3 48
- a + b + c all cavities fitted 3 96
- a + c even cavities fitted 4 32
- a + c all cavities fitted 4 64

number of contacts

C male type

Termination style

- angled spill 13
- special angled spill 23
- mini W.W. right angle 28

Standard insulator

Polarizable insulator (see booklet V) 7 3

Plating

- DIN class 3 4
 - DIN class 2 5
 - DIN class 1 6
- other platings : see common part

Longitudinal pitch

- 2,54 (0.100) 5
- 5,08 (0.200) 8

Specification 000 no specification

- 015 odd cavities fitted, pitch 5,08 mm
- others : consult factory.

Termination plating : tin lead

D 83E ■ 3437968 0002586 515 ■

Harpoon version : see page 20. First make last break contacts : see page 19.

Cross reference list SOURIAU / MIL 55302

DESIGNATION		SOURIAU PART NUMBERS	MIL 55302 DESIGNATION
STANDARD 2 ROW STYLE B	Male angled spills	8609 - 264 - 51 - 13 - 785 - 800 - E1	M 55302 / 133-01
		8609 - 532 - 51 - 13 - 785 - 800 - E1	M 55302 / 133-02
		8609 - 132 - 51 - 13 - 785 - 800 - E1	M 55302 / 133-03
	Female dip solder PCB 1,6 mm (0.0625") thick	8609 - 264 - 61 - 24 - 785 - 800 - E1	M 55302 / 134-01
	8609 - 532 - 61 - 24 - 785 - 800 - E1	M 55302 / 134-04	
	8609 - 132 - 61 - 24 - 785 - 800 - E1	M 55302 / 134-07	
Female wire wrap 2 wraps	8609 - 264 - 61 - 15 - 785 - 800 - E1	M 55302 / 134-02	
	8609 - 532 - 61 - 15 - 785 - 800 - E1	M 55302 / 134-05	
	8609 - 132 - 61 - 15 - 785 - 800 - E1	M 55302 / 134-08	
Female wire wrap 3 wraps	8609 - 264 - 61 - 25 - 785 - 800 - E1	M 55302 / 134-03	
	8609 - 532 - 61 - 25 - 785 - 800 - E1	M 55302 / 134-06	
	8609 - 132 - 61 - 25 - 785 - 800 - E1	M 55302 / 134-09	
STANDARD 3 ROW STYLE C	Male angled spills	8609 - 396 - 71 - 13 - 785 - 800 - E1	M 55302 / 131-01
		8609 - 464 - 71 - 13 - 785 - 800 - E1	M 55302 / 131-02
	Female dip solder PCB 1,6 mm (0.0625") thick	8609 - 396 - 81 - 24 - 785 - 800 - E1	M 55302 / 132-01
		8609 - 464 - 81 - 24 - 785 - 800 - E1	M 55302 / 132-04
Female wire wrap 2 wraps	8609 - 396 - 81 - 15 - 785 - 800 - E1	M 55302 / 132-02	
	8609 - 464 - 81 - 15 - 785 - 800 - E1	M 55302 / 132-05	
Female wire wrap 3 wraps	8609 - 396 - 81 - 25 - 785 - 800 - E1	M 55302 / 132-03	
	8609 - 464 - 81 - 25 - 785 - 800 - E1	M 55302 / 132-06	

SOURIAU Series 8609 are recognised components by :

Underwriters Laboratories



UL File number E 118235 (R)

Canadian Standards Association approved



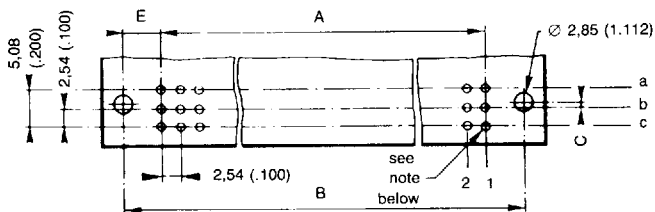
CSA File number 86805

PCB DRILLING

MOTHERBOARD (component side)

Female : B, C, C/2

Male : Q, R, R/2, HE 11

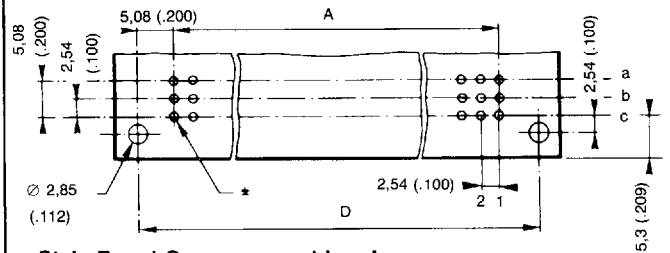


Style B and Q : rows a and b only.

DAUGHTER BOARD (component side)

Female : Q, R, R/2, HE 11

Male : B, C, C/2



Style B and Q : rows a and b only.

Dimensions in mm (inches)	A	B	C	D	E
B, C, Q, R, (HE 12)	78,74 ± 0,06 (3.100 ± .002)	90 ± 0,1 (3,543 ± .004)	0,3 (.012)	88,9 ± 0,1 (3.500 ± .004)	5,63 (.222)
HE 11			0,73 (.029)		
C/2, R/2	38,1 ± 0,06 (1.500 ± .002)	50 ± 0,1 (1.969 ± .004)	0,3 (.012)	48,26 ± 0,1 (1.900 ± .004)	5,95 (.234)

Plated thru hole recommended diameter :

Terminations \varnothing 0,6 mm (.024) are compatible with plated thru hole \varnothing 1 mm and 0,85 mm (.039/.033)

Terminations \varnothing 0,79 mm (.031) are compatible with PTH \varnothing 1 mm (.039) only.