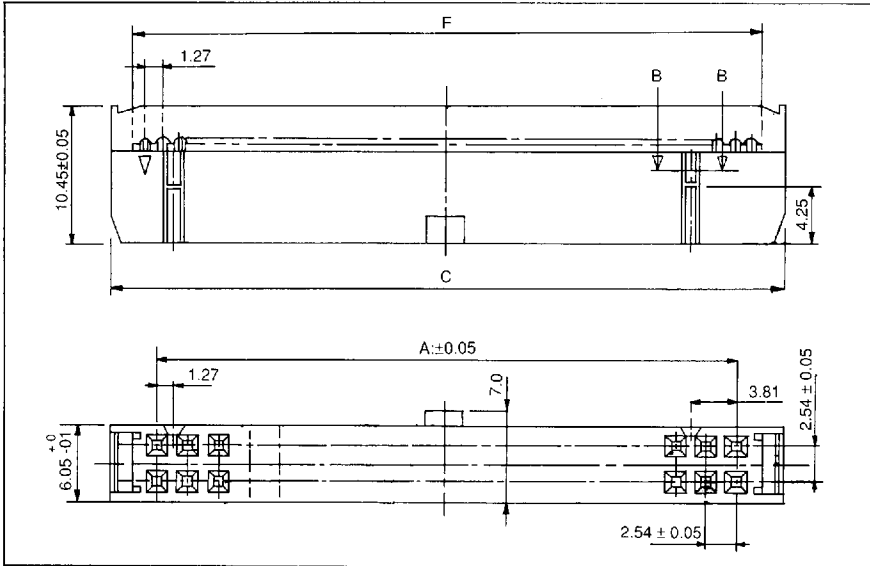


8613



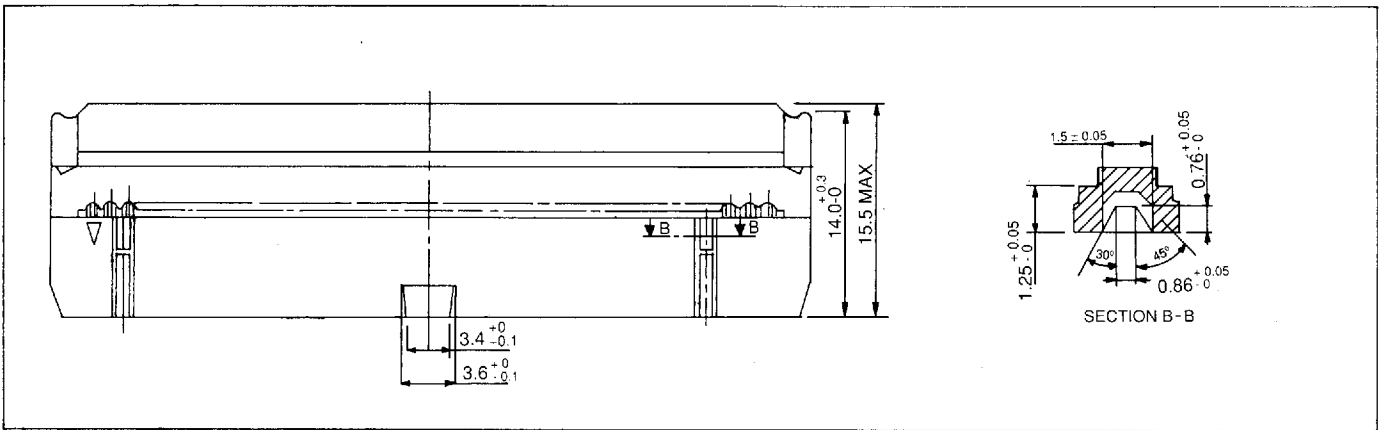
Sockets

Without strain relief clamp



No. of contacts	F±0.1	A±0.05	C±0.1
10	13.00	10.16	17.50
14	18.08	15.24	22.58
16	20.62	17.78	25.12
20	25.70	22.86	30.20
26	33.32	30.48	37.82
30	38.40	35.56	42.90
34	43.48	40.64	47.98
40	51.10	48.26	55.60
50	63.80	60.96	68.30
60	76.50	73.66	81.00
64	81.58	78.74	86.08

With strain relief clamp



Ordering information

Series **8613** 0 **30**

Number of contacts
10-14-16-20-26-30-34-40-50-60-64

3 Socket with central polarising for all positions

1 Socket without central polarising

0 Without strain relief clamp

1 With strain relief clamp

Termination insulation displacement 28 gauge

3 PBT Grey

4 Connector classification **4** conforms to specification HE 10 01 & DIN 41651 Class 3

5 conforms to specification DIN 41651 Class 2

6 conforms to specification MIL C 83503 & DIN 41651 Class 1

8 conforms to specification JSS 50810

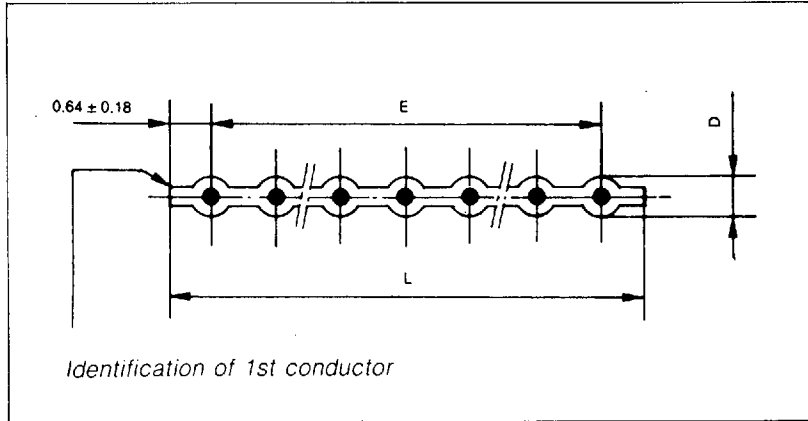
5 Pitch: 2.54 mm



Cables

Characteristics of cable

- Connector terminations are on a uniform 1.27 mm (0.05") pitch
- Cables are centrally located within the insulator



Number of contacts	Installation thickness D ±0.13 (.005)	Total width L ±0.32 (.125)	E ±0.2 (.003)
10	0.89	12.70	11.43
14	0.89	17.78	16.51
16	0.89	20.32	19.05
20	0.89	25.40	24.13
26	0.89	33.02	31.75
30	0.89	38.10	36.83
34	0.89	43.15	41.95
40	0.89	50.80	49.53
50	0.89	63.50	62.23
60	0.89	76.20	74.93
64	0.89	81.28	80.01

Ordering information of cable

Series **8613 — 10 — 127 — 28 — 050**

Number of contacts: **10 to 64**

Pitch: **1.27 mm**

28 AWG gauge, multistrand Ø

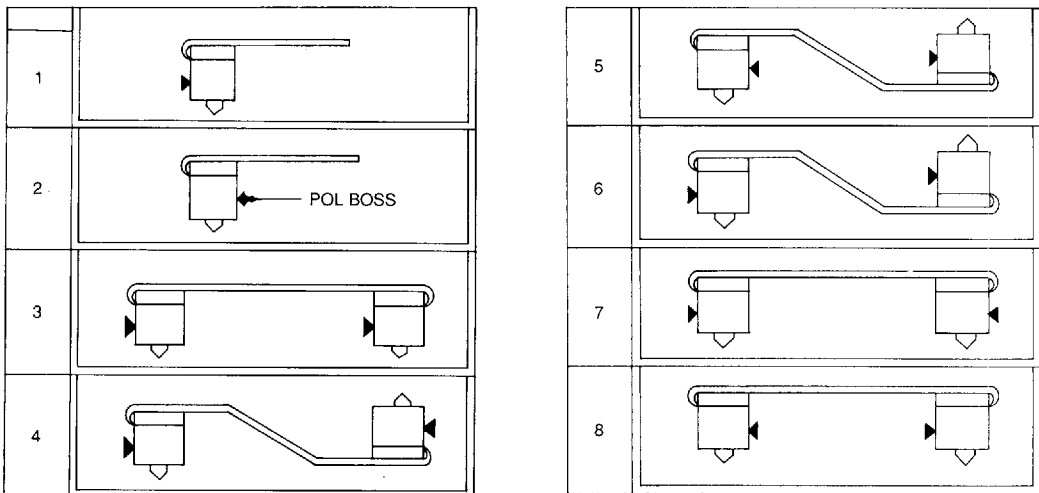
Standard grey cable

Note: Reels of cable are supplied in standard lengths - please consult us for further details.

Cable harnesses

O/E/N Connectors offers a customised I.D.C harness service. This covers the headers, sockets and box headers. A customer's preferred cable type can be provided.

Configurations




Please consult us.

Introduction


Flat cable technology provides fast and reliable mass termination at comparatively low total cost. Connectors using this technique are used in diverse applications ranging from computers and peripherals to aerospace, communications instrumentation, copying machines and medical equipments because of their combination of accuracy and dependability.

O/E/N Series 8613 Flat Cable Connectors are designed to meet the performance requirements of JSS 50810, MIL-C-83503 and HE 10 specifications.

Function



Headers: provides a reliable mating interface for standard sockets having 2.54 x 2.54 spacing.



Socket: used to interconnect PC boards through headers in 2.54 x 2.54 spacing.

Specifications

Materials and Finish	Contact Material Male : Copper alloy Female : Copper alloy Contact Finish Active Zone : Gold Over Nickel Termination Zone : Tinlead Over Nickel Insulator Material Polyester
Electrical	Current rating : 1.5A at 25°C Insulation resistance : ≥5000 Mega Ohms at 500 Vdc Contact resistance : ≤20 Milli Ohms Dielectric withstanding voltage Contact/Contact : 1050 V eff
Mechanical and Environmental	Endurance: JSS 50810/ DIN 41651 Class 1 : 500 Cycles DIN 41651 Class 2 : 200 Cycles DIN 41651 Class 3 : 50 Cycles Operating Temperature : -55°C to +125°C