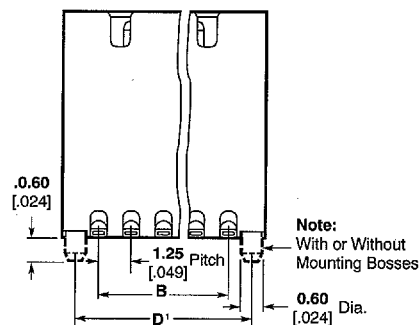
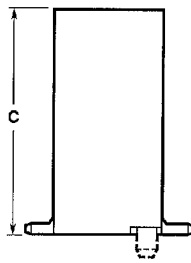
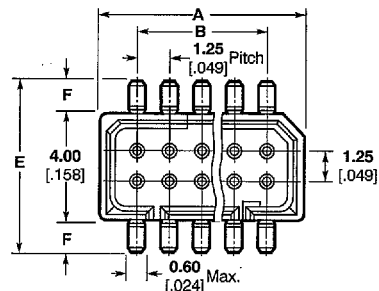


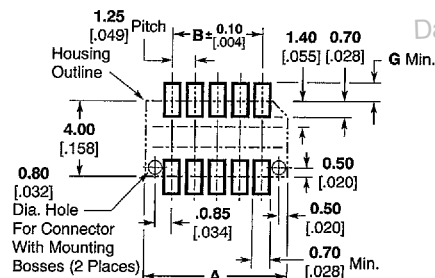
1.25 mm [.049] FP Connectors (Continued)**1.25 mm Dual-Row,
Short-Rib, Post
Headers for Vertical
Mounting****Material and Finish****Housing**— Polyphenylene sulfide,
black, UL 94V-0 rated**Contact**— 0.50 [.020] dia. brass rod,
tin-lead plated**Related Product Data****Mates with***— Receptacle Headers,
pages 116 and 117***Packaging Quantities, Tube**

16 Pos.— 40 Pcs./Tube
 22 Pos.— 30 Pcs./Tube
 24 Pos.— 25 Pcs./Tube
 26 Pos.— 25 Pcs./Tube
 30 Pos.— 20 Pcs./Tube

Housing Height (C):
3.95 [.156], 5.45 [.215],
6.85 [.270], and 8.85 [.348]

DataSheet4U.com

		Board Connection Configuration			
Right-Angle		C =	3.95 .156	H =	6.9 .271
		C =	8.85 .348	H =	11.9 .469
Parallel		C =	3.95 .156	H =	5.0 .197
		C =	5.45 .215	H =	6.5 .256
		C =	6.85 .270	H =	8.0 .315
		C =	8.85 .348	H =	10.0 .394

**Recommended PC Board Layout**

No. of Pos.	Dimensions							Part Numbers					
	A	B	C	D ¹	E	F	G	With Mounting Bosses			Without Mounting Bosses		
								Loose Piece	Tube ²	Tape ³	Loose Piece	Tube ²	Tape ³
16	11.45 .451	8.75 .345	5.45 .215	10.45 .411	5.60 .221	0.80 .032	1.30 .051	—	4-176314-6	—	—	—	—
22	15.20 .598	12.50 .492	8.85 .348	14.20 .559	7.00 .276	1.50 .059	2.00 .079	2-176140-2	2-176314-2	—	—	2-176771-2	—
24	16.45 .648	13.75 .541	6.85 .270	14.45 .569	5.60 .221	0.80 .032	1.30 .051	—	2-176834-4	—	—	—	—
			8.85 .348					7.00 .276	1.50 .059	2.00 .079	—	2-176314-4	—
26	17.70 .697	15.00 .591	3.95 .156	17.00 .669	5.60 .221	0.80 .032	1.30 .051	8-176140-6	8-176314-6	—	8-176769-6	—	—
30	20.20 .795	17.50 .689	3.95 .156	19.20 .756	5.60 .221	0.80 .032	1.30 .051	9-176140-0*	9-176314-0	9-177530-0	—	—	—
			8.85 .348					7.00 .276	1.50 .059	2.00 .079	3-176140-0*	3-176314-0	3-177530-0

¹ "D" dimension used only with Post Headers with Mounting Bosses.² *Packaging Quantities, Tube— See chart at left.³ *Packaging Quantities, Tape— 430 per tape.

* Standard Receptacles cannot mate with Short-Rib Post Headers.

DataSheet4U.com