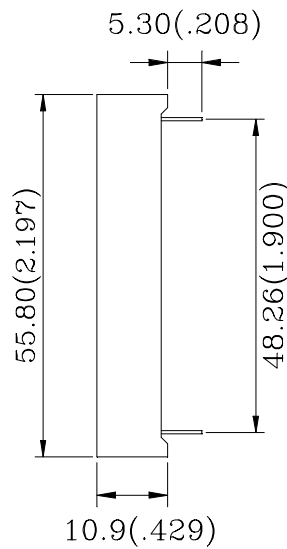
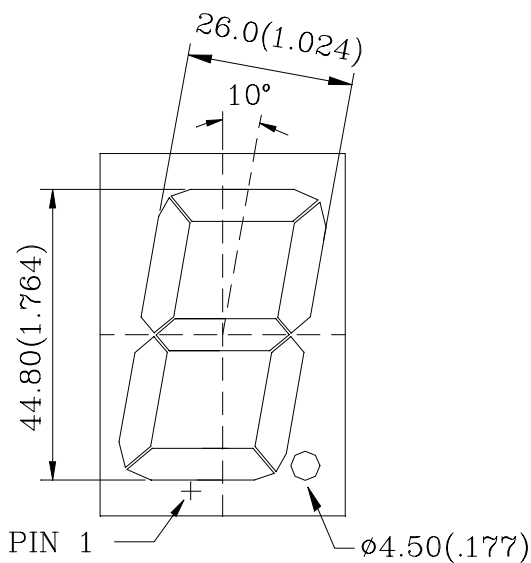


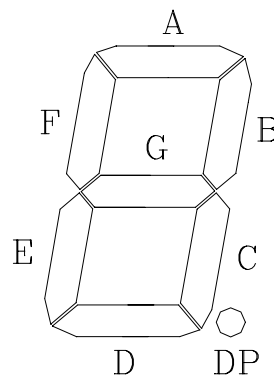
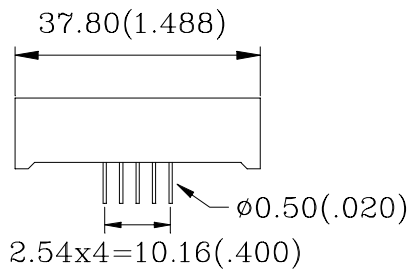
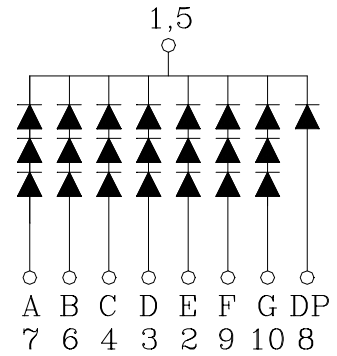
**C/A-1801X SINGLE DIGIT DISPLAY**

Shape	Part No.		Chip		Wave Length $\lambda_p$ (nm)	Electro-Optical Characteristics			Fig. No.
	Common Cathode	Common Anode	Raw Material	Emitted Color		Vf(V)20mA		Iv(ucd)10mA	
						Typ.	Max.	Typ.	
	C-1801H	A-1801H	GaP	Red	700	6.3	8.4	1400	D19
	C-1801E	A-1801E	GaAsP/GaP	Hi. effi Red	635	6.0	8.4	5600	
	C-1801G	A-1801G	GaP	Green	565	6.3	8.4	5200	
	C-1801Y	A-1801Y	GaAsP/GaP	Yellow	585	6.3	8.4	5200	
	C-1801SR	A-1801SR	GaAlAs	Super Red	660	5.4	7.2	40000	

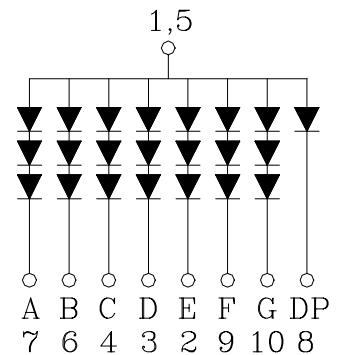
Fig.D19



C-1801X



A-1801X



1.All dimension are in millimeters (inches).  
2.Tolerance is  $\pm 0.25$  mm (0.01") unless otherwise specified.