

C/A-3570X 1.2 INCH, 5 X 7 DOT MATRIX DISPLAY


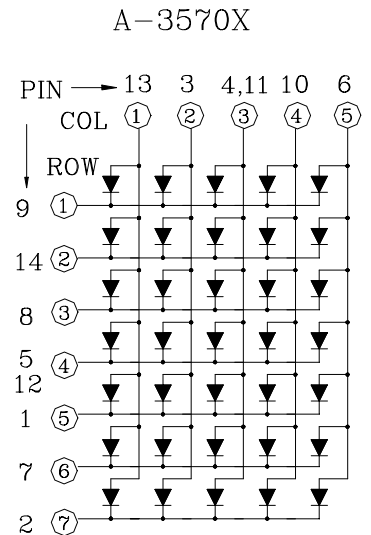
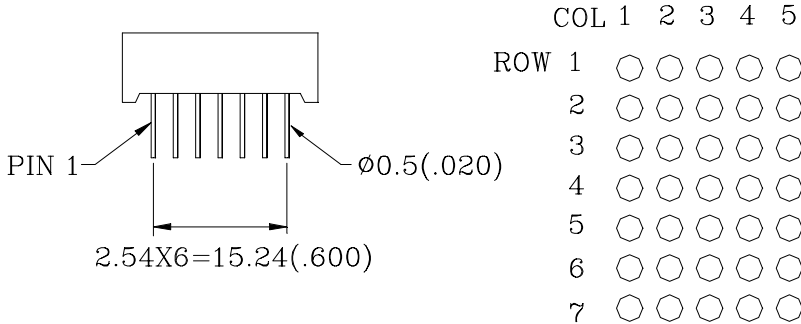
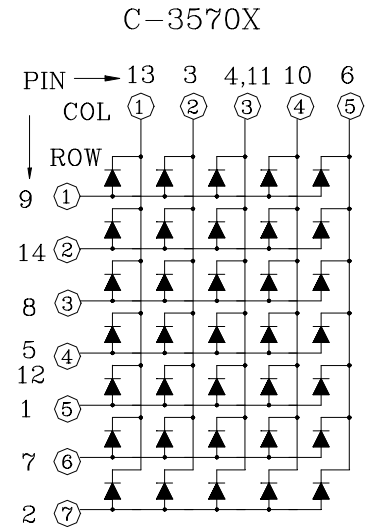
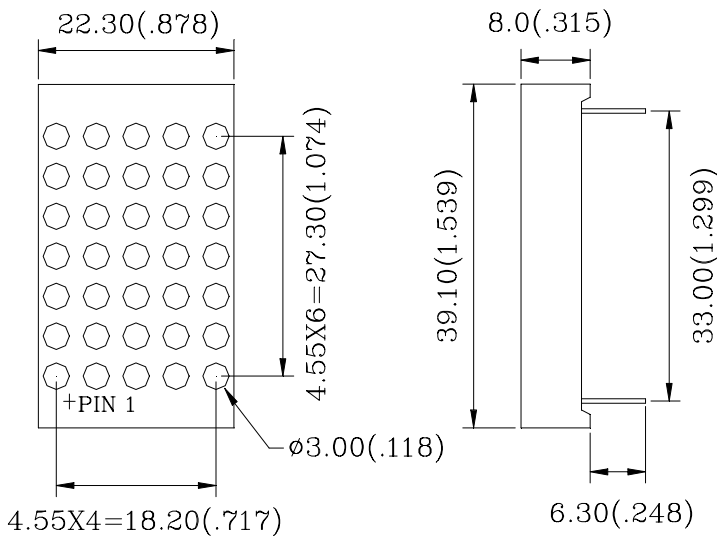
Shape	Part No.		Chip		Wave Length λ_p (nm)	Electro-Optical Characteristics			Fig. No.
	Common Cathode	Common Anode	Raw Material	Emitted Color		Vf(V)20mA		Iv(ucd)10mA	
						Typ.	Max.	Typ.	
	C-3570H	A-3570H	GaP	Red	700	2.1	2.8	600	D85
	C-3570E	A-3570E	GaAsP/GaP	Hi. effi Red	635	2.0	2.8	2800	
	C-3570G	A-3570G	GaP	Green	565	2.1	2.8	2600	
	C-3570Y	A-3570Y	GaAsP/GaP	Yellow	585	2.1	2.8	2600	
	C-3570SR	A-3570SR	GaAlAs	Super Red	660	1.8	2.4	8000	

Fig.D85



1. All dimension are in millimeters (inches).
2. Tolerance is ± 0.25 mm (0.01") unless otherwise specified.