

This document was generated on 04/13/2010

PLEASE CHECK WWW.MOLEX.COM FOR LATEST PART INFORMATION

Part Number: **0190350004**
Status: **Active**
Description: Avikrimp™ Snap Plug, for 18-22 AWG Wire, Mylar Tape, 22.55mm (.888") Length

Documents:
[Drawing \(PDF\)](#) [RoHS Certificate of Compliance \(PDF\)](#)

Agency Certification

CSA LR18689
 UL E152602

General

Product Family Quick Disconnects
 Series 19035
 Comments Molded Nylon Insulation
 Crimp Quality Equipment Yes
 Product Name Avikrimp™
 Type Snap Plug

Physical

Barrel Type Closed
 Color - Resin Natural
 Flammability 94V-0
 Gender Male
 Glow-Wire Compliant No
 Insulation Nylon (PA)
 Lock to Mating Part None
 Material - Metal Copper
 Material - Resin Nylon
 Orientation Straight
 Packaging Type Adhesive Tape on Reel
 Tab Thickness N/A
 Tab Width N/A
 Wire Insulation Diameter 3.60mm (.142") max.
 Wire Size AWG 18, 20, 22
 Wire Size mm² 0.35 - 0.80

Electrical

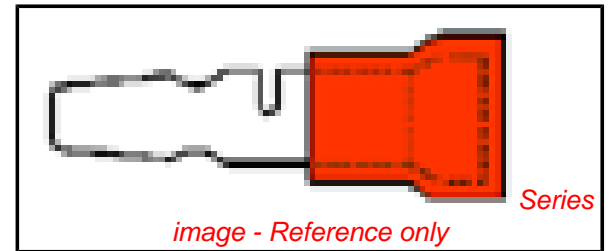
Voltage - Maximum N/A

Material Info

Old Part Number A-569T

Reference - Drawing Numbers

Sales Drawing SD-19035-001



EU RoHS
ELV and RoHS
Compliant
REACH SVHC
 Not Reviewed
Halogen-Free
Status
Not Reviewed

China RoHS



Need more information on product environmental compliance?

Email productcompliance@molex.com
 For a multiple part number RoHS Certificate of Compliance, [click here](#)

Please visit the [Contact Us](#) section for any non-product compliance questions.

Search Parts in this Series
19035Series

Application Tooling | FAQ

Tooling specifications and manuals are found by selecting the products below. Crimp Height Specifications are then contained in the Application Tooling Specification document.

Global

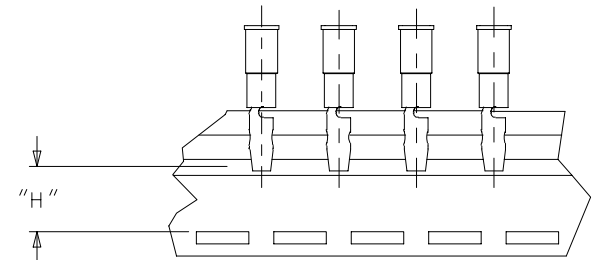
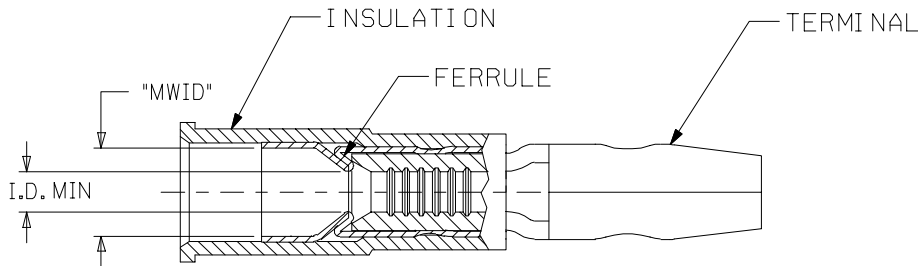
| Description | Product # |
|---|-------------------|
| Crimp Dies for MTA-100 Tape Applicator used in 3BF Press, MTA-105 Tape Applicator used in TM-2000™ Press, and ATP-301 Air Crimping Press for Mylar Tape Mounted Terminals | <u>0192880004</u> |
| Mini-Mac™ Applicator | <u>0638853300</u> |

This document was generated on 04/13/2010

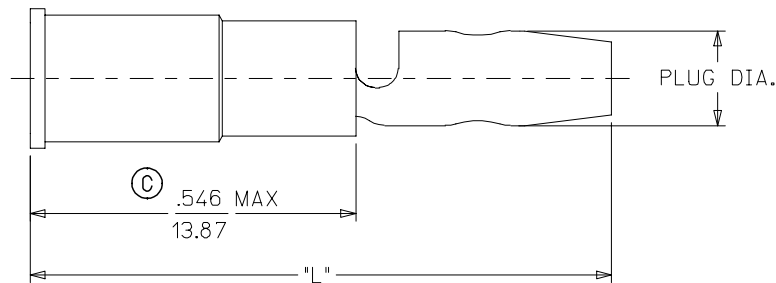
PLEASE CHECK WWW.MOLEX.COM FOR LATEST PART INFORMATION

| LOOSE PIECE | | TAPE MOUNTED | | WIRE RANGE AWG | INSULATION COLOR | I.D. MIN. | PLUG DIA. | MAX "L" | "MWID" | "H" ±.010/0.25 |
|--------------|----------|--------------|----------|-------------------|---------------------|-----------|--------------|-------------|-----------|-------------------|
| MATERIAL NO. | ENG. NO. | MATERIAL NO. | ENG. NO. | | | | | | | |
| 190350001 | A-559 | 190350002 | A-559T | 18-22 | RED | .056/1.42 | .180/4.57 | 1.046/26.57 | .140/3.56 | .495/12.57 |
| 190350003 | A-569 | 190350004 | A-569T | 18-22 | RED | .056/1.42 | .156/3.96 | .986/25.04 | .140/3.56 | .555/14.10 |
| 190350005 | B-579 | 190350008 | B-579T | 14-16 | BLUE | .084/2.13 | .180/4.57 | 1.046/26.57 | .170/4.32 | .495/12.57 |
| 190350009 | B-589 | 190350012 | B-589T | 14-16 | BLUE | .084/2.13 | .156/3.96 | .986/25.04 | .170/4.32 | .555/14.10 |

©



TAPE MOUNTING DETAIL



SALES DRAWING

NOTE:

1. TERMINAL: MATERIAL COPPER .032 MAX
FINISH: ELECTRO-TIN.
FERRULE : MATERIAL: BRASS
FINISH: ELECTRO-TIN.
INSULATION: NYLON.
2. MWID = MAXIMUM WIRE INSULATION DIAMETER.
3. ASSEMBLY IS ROHS COMPLIANT.

| CORRECTED DIM. & ADDED ROHS EC NO: ETC2007-0397 DRW: NEHLE 2007/04/27 CHKD: JMACNEIL 2007/05/09 APPR: JMACNEIL 2007/05/10 REV C | QUALITY SYMBOLS ▽=0 ▽=0 | GENERAL TOLERANCES (UNLESS SPECIFIED) | DIMENSION STYLE IN/MM | SCALE --- | DESIGN UNITS INCH | THIRD ANGLE PROJECTION | | | | | | | | | | | | | | | |
|--|-------------------------------|--|---------------------------|------------------------------|----------------------|---------------------------|-------|-------|----------|-------|-------|----------|--------|------|---------|--------|-------|-----------------|--------------------|---|--|
| | | <table border="1"> <thead> <tr> <th></th> <th>mm</th> <th>INCH</th> </tr> </thead> <tbody> <tr> <td>4 PLACES</td> <td>± ---</td> <td>± ---</td> </tr> <tr> <td>3 PLACES</td> <td>± ---</td> <td>±.005</td> </tr> <tr> <td>2 PLACES</td> <td>± 0.13</td> <td>±.01</td> </tr> <tr> <td>1 PLACE</td> <td>± 0.25</td> <td>± ---</td> </tr> </tbody> </table> | | mm | INCH | 4 PLACES | ± --- | ± --- | 3 PLACES | ± --- | ±.005 | 2 PLACES | ± 0.13 | ±.01 | 1 PLACE | ± 0.25 | ± --- | DRAWN BY BRE | DATE 2003/02/13 | TITLE MALE BULLET SNAP PLUG, MOLDED, AVIKRIMP | |
| | | mm | INCH | | | | | | | | | | | | | | | | | | |
| | 4 PLACES | ± --- | ± --- | | | | | | | | | | | | | | | | | | |
| 3 PLACES | ± --- | ±.005 | | | | | | | | | | | | | | | | | | | |
| 2 PLACES | ± 0.13 | ±.01 | | | | | | | | | | | | | | | | | | | |
| 1 PLACE | ± 0.25 | ± --- | | | | | | | | | | | | | | | | | | | |
| | | DRAFT WHERE APPLICABLE MUST REMAIN WITHIN DIMENSIONS | APPROVED BY RWD | DATE 2003/02/13 | MOLEX INCORPORATED | | | | | | | | | | | | | | | | |
| | | | MATERIAL NO. SEE CHART | DOCUMENT NO. SD-19035-001 | SHEET NO. 1 OF 1 | | | | | | | | | | | | | | | | |