


- RATED 1W OUTPUT
- HIGH POWER DENSITY
- S:7PIN SIP D:14PIN DIP PACKAGE
- DUAL OUTPUT
- INDUSTRIAL STANDARD PIN-OUT
- NO HEAT SINK REQUIRED
- 1KVAC ISOLATION
- FIXED INPUT
- UNREGULATED OUTPUT
- ISO9001 CERTIFIED



## ELECTRICAL SPECIFICATIONS

All specifications tested typically @ 25°C, humidity<75%, nominal input and rated output unless otherwise noted.

### OUTPUT SPECIFICATIONS

Items:	Testing condition	Min	Typ	Max
Output accuracy	At full load and nominal Vin			±5%
Output power				1W
Line voltage regulation	For Vin change of 1%		±1.2%	
Load voltage regulation	From 20% to full load		±8%	
Ripple and noise	20MHz bandwidth			75 mV p-p
Temperature drift				±0.02 %/°C
Minimum load				10%
Switching frequency			125KHz	
Short circuit protection	Momentary(<1s)			

### INPUT SPECIFICATIONS

Items:	Testing condition	Min	Typ	Max
Input voltage range		±10%		
Leak Current		<1mA		
Resistance		10 <sup>9</sup> ohm		
Capacitance			60pF	

### COMMON SPECIFICATIONS

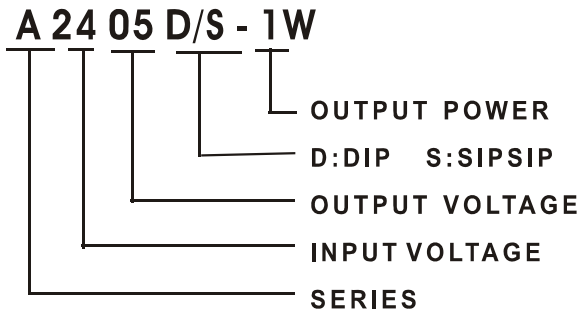
Items		Min	Typ.	Max
Operating temperature range		-40°C		+85°C
Storage temperature range		-55°C		+125°C
Humidity	No-compress			90%
Cooling	Free Air Convection			
Isolation voltage (VAC)	Input to Output		1,000	
Isolation resistance (ohms)			10 <sup>9</sup>	
Isolation capacitance (pF)				60
Efficiency (%)	See Product List	70		85
Case material	Non-conductive black plastic			www.DataSheet4U.com

Potting material	Epoxy Resin UL94-V0
Packing material	Tube
Dimension (mm / inch) (L*W*H)	SIP: 19.5*6.00*10 (0.76*0.24*0.37) DIP: 20.4*10*8.2(0.80*0.39*0.32)
Weight (g)	2~3g
MTBF (Hrs)	>1,000,000

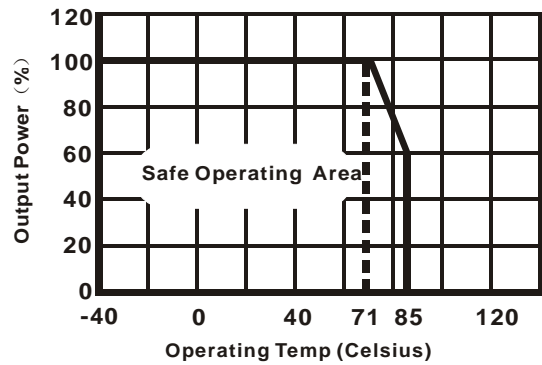
**PRODUCT LIST**

Part Number	Input Voltage (VDC)			Output		Efficiency (%, Typ.)	Package	Capacitor Load Max (uF)
	Range	Nominal	Max.	Current (mA)	Voltage (VDC)			
A0505S/D-1W	4.5-5.5	5	5.5	±100	±5	71	SIP/DIP	4.7
A0512S/D-1W		5	5.5	±42	±12	80	SIP/DIP	1
A0515S/D-1W		5	5.5	±34	±15	80	SIP/DIP	0.47
A1205S/D-1W	10.8-13.2	12	13.2	±100	±5	80	SIP/DIP	4.7
A1212S/D-1W		12	13.2	±42	±12	78	SIP/DIP	1
A2403S/D-1W	21.6-26.4	24	26.4	±150	±3.3	75	SIP/DIP	4.7
A2405S/D-1W		24	26.4	±100	±5	74	SIP/DIP	4.7
A2412S/D-1W		24	26.4	±42	±12	76	SIP/DIP	1

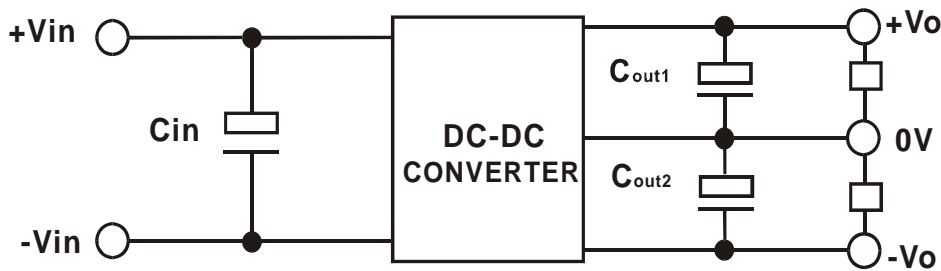
**NOMENCLATURE**



**TEMPERATURE DERATING GRAPH**



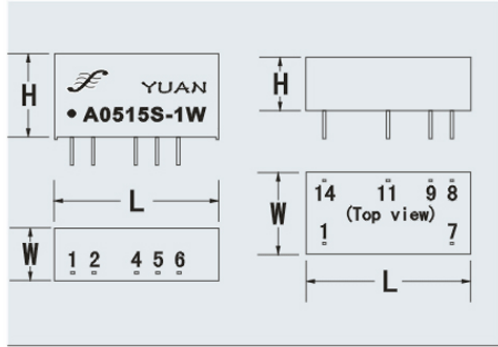
**TYPICAL CONNECTION**



**OUTLINE DIMENSION**

www.DataSheet4U.com

SIZE	SIP(LxWxH)	DIP(LxWxH)
1W	19.6x6.0x10	20.4x10x6.5



PKG.	Vin	GND	-Vo	0V	+Vo
AS	1	2	4	5	6
AD	14	1	11	8	9

**PINS DESCRIPTION**

SIP	Connection		DIP
1	+Vin	Input	14
2	GND	Input	1
4	-Vo	Output	11
5	0V	Common	8
6	+Vo	Output	9
		NC	7

PIN 7 can not connect any external circuit.

SHENZHEN SUNYUAN TECHNOLOGY CO., LTD.

3F, 3Bldg, Duoli Industrial Zone,

Meihua Rd. Futian District,

Shenzhen 518049, China

Tel: +86-755-83100080

Fax: +86-755-83116652

Email: info@szsunyuan.com

www.szsunyuan.com