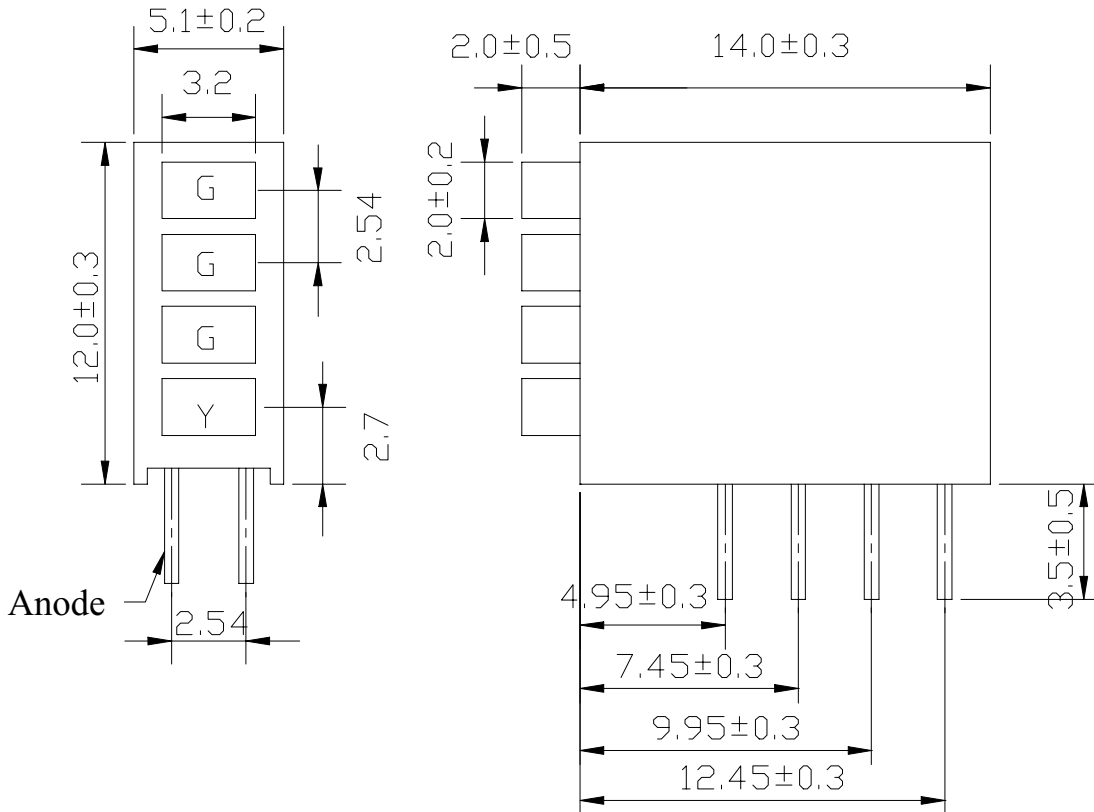




■ Package Dimensions:



■ Notes:

- 1.All dimensions are in millimeters, tolerance is 0.25mm except being specified
- 2.Lead spacing is measured where the lead emerges from the package

LED PART NO	Chip		Lens Color
	Material	Emitted Color	
3534GD	GaP	Green	Green Diffused
3534YD	GaAsP/GaP	Yellow	Yellow Diffused

OFFICE : NO. 25,Lane 76,Sec.3, Chung Yang Rd., Tucheng 236, Taipei, Taiwan, R.O.C.

TEL : 886-2-2267-2000,2267-9936

FAX : 886-2-2267-6244,22676189,22676306

<http://www.everlight.com>



■ Descriptions:

- 1.ARRAY=Plastic Holder+Combination of Lamps
- 2.The array will easily mount the applicable lamps on any panel

■ Features:

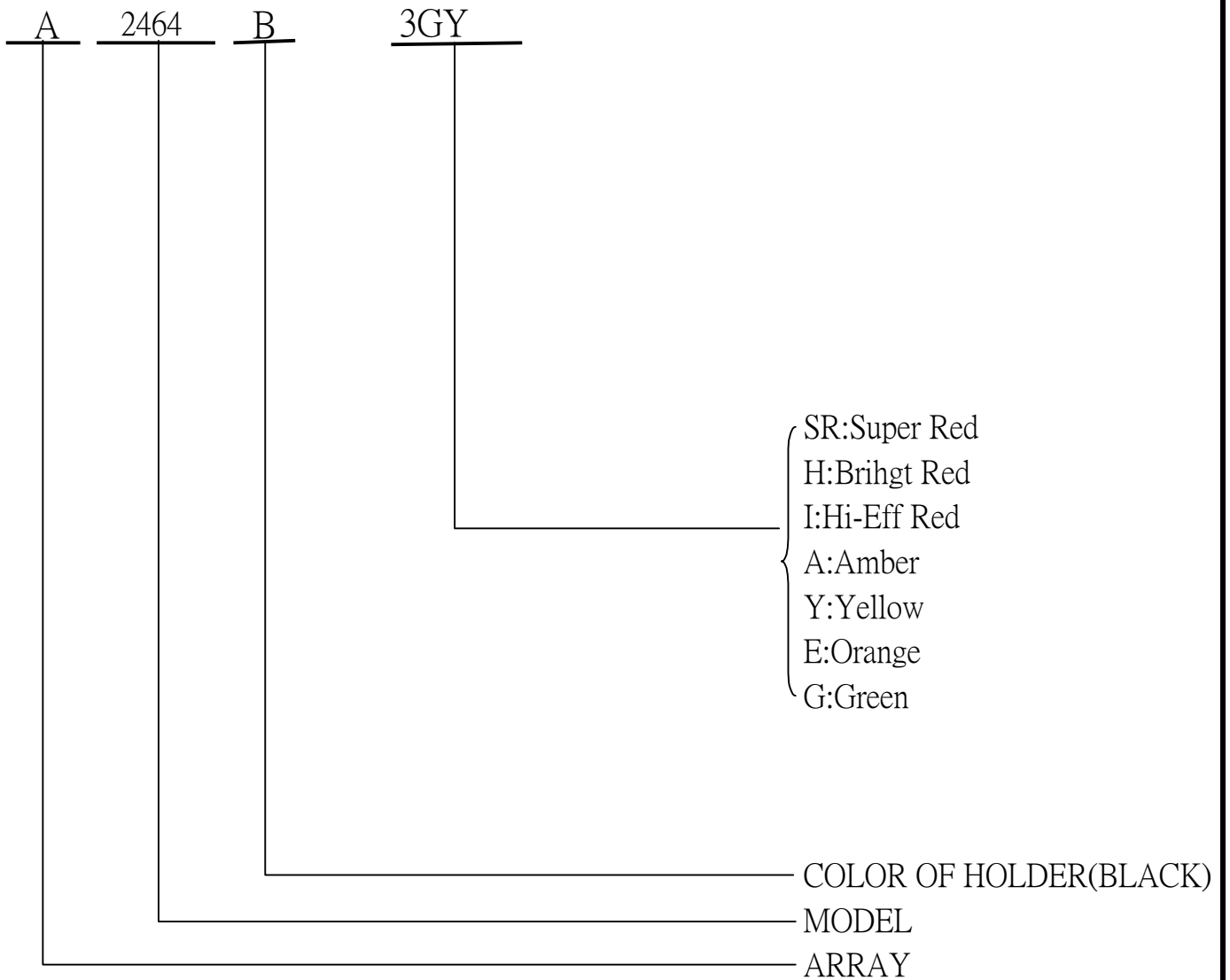
- 1.Low power consumption
- 2.High efficiency and low cost
- 3.Good control and free combinations on the colors of LED lamps
- 5.Good lock and easy to assembly
- 6.Stackable and easy to assembly
- 7.Stackable vertically and easy to assembly
- 8.Versatile mounting on PCB or panel
- 9.Stackable horizontally and easy to assembly

■ Applications:

- 1.Used as indicators of indicating the degrees, functions, positions etc, in electronic instruments.



■ LED LAMP ARRAYS SELECTION GUIDE:





■ Absolute Maximum Ratings at Ta = 25°C

Parameter	Symbol	Rating	Unit
Forward	IF	G 30	mA
		Y 25	
Operating Temperature	Topr	-40 to +85	°C
Storage Temperature	Tstg	-40 to +100	°C
Soldering Temperature	Tsol	260 ± 5	°C
Power Dissipation	Pd	G 100	mW
		Y 85	
Peak Forward Current (Duty 1/10 @ 1KHz)	IF(Peak)	G 160	mA
		Y 160	
Reverse Voltage	VR	5	V

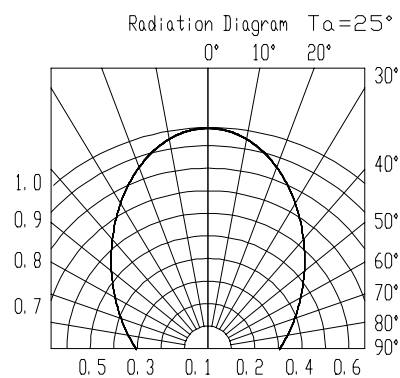
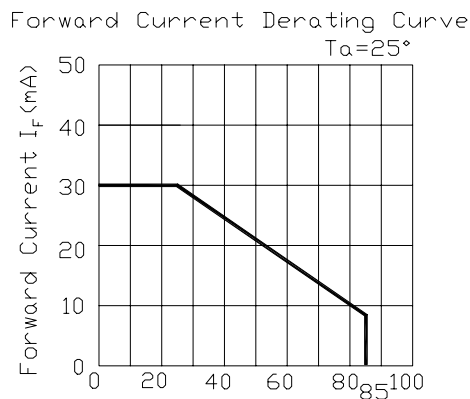
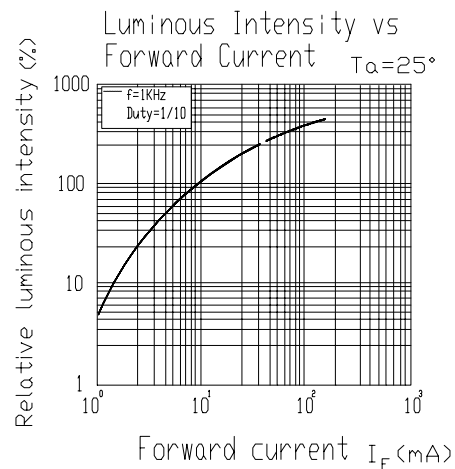
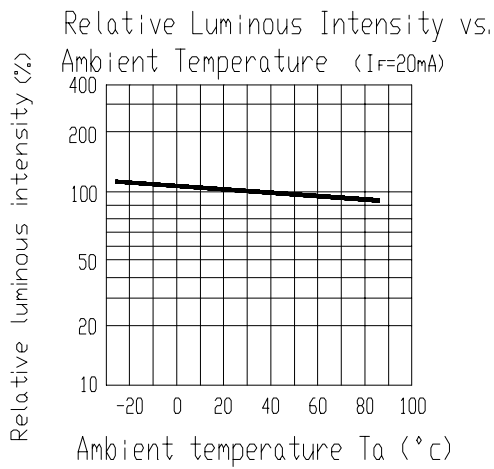
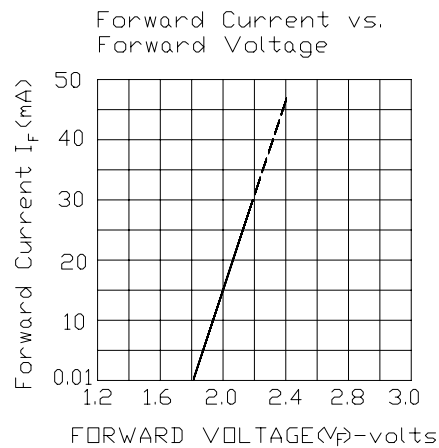
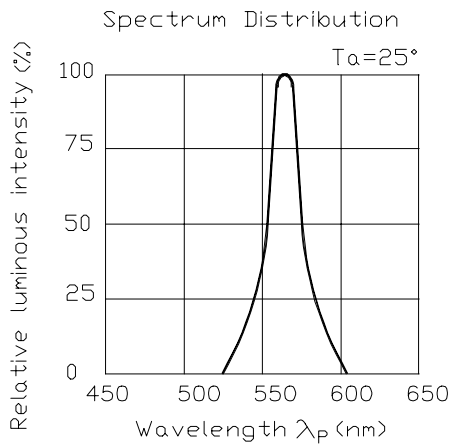
■ Electronic Optical Characteristics :

Parameter	Symbol	Min.	Typ.	Max.	Condition
Luminous Intensity	Iv	G 1.0	2.0	/	IF=10mA
		Y 2.5	4.0	/	
Viewing Angle	2θ 1/2	/	110	/	IF= 20 mA
Peak Wavelength	λ p	G /	565	/	IF=20mA
		Y /	585	/	
Dominant Wavelength	λ d	G /	570	/	IF=20mA
		Y /	590	/	
Spectrum Radiation Bandwidth	△ λ	G /	30	/	IF=20mA
		Y /	35	/	
Forward Voltage	VF	G 1.7	2.1	2.4	IF=20mA
		Y 1.7	2.0	2.4	
Reverse Current	IR	/	/	10	VR= 5 V



■ Typical Electro-Optical Characteristic Curves:

G





■ Typical Electro-Optical Characteristic Curves:

Y

