

## A3PS10100UH

### FEATURES

- \* Halogen-free type
- \* Lead free product, compliance to RoHS
- \* Lead less chip form, no lead damage
- \* Low power loss, High efficiency
- \* High current capability, low VF
- \* Plastic package has Underwriters Laboratory Flammability Classification 94V-0

### APPLICATION

- \* Switching mode power supply applications
- \* Portable equipment battery applications
- \* High frequency rectification
- \* DC / DC Converter
- \* Designed as bypass diodes for solar panels

### MECHANICAL DATA

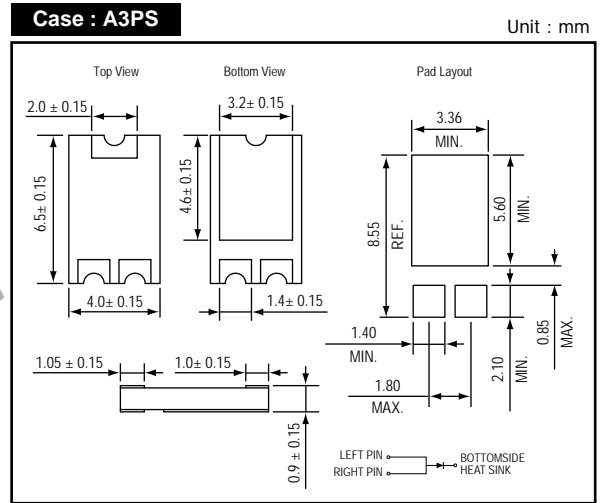
Case : Packed with copper substrate and epoxy underfilled

Terminals : Pure Tin plated (Lead-Free), solderable per MIL-STD-750, Method 2026.

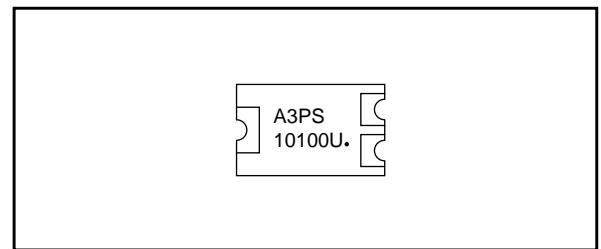
### PACKING

- \* 5,000 pieces per 13" (330mm ± 2mm) reel
- \* 2 reels per box
- \* 5 boxes per carton

### OUTLINE DIMENSIONS



### MARKING



### Absolute Maximum Ratings (Ta = 25 °C)

ITEM	Symbol	Conditions	Rating	Unit
Repetitive peak reverse voltage	VRRM		100	V
Average forward current	IF(AV)		10	A
Peak forward surge current	IFSM	8.3ms single half sine-wave	200	A
Operating junction temperature Range	Tj		-55 to +150	°C
Storage temperature Range	TSTG		-55 to +150	°C

### Electrical characteristics (Ta = 25 °C)

ITEM	Symbol	Conditions	Min.	Typ.	Max.	Unit	
Forward voltage (NOTE 1)	VF	IF = 10A	Ta = 25 °C	-	0.58	0.65	V
			Ta = 125 °C	-	0.54	-	
Repetitive peak reverse current	IRRM	VR = Max. VRRM	Ta = 25 °C	-	0.03	0.20	mA
			Ta = 125 °C	-	16	40	
Thermal resistance	Rth(JA)	Junction to ambient (NOTE 2)	-	109	-	°C/W	
	Rth(JC)	Junction to case (NOTE 2)	-	23	-	°C/W	

- NOTES : (1) Pulse test width PW=300usec , 1% duty cycle.  
 (2) Mounted on P.C.B. with ( 3.36 x 4.86mm & 1.39 x 1.4mm ) copper pad areas.  
 (3) Preliminary specification

FIG.1 - FORWARD CURRENT DERATING CURVE

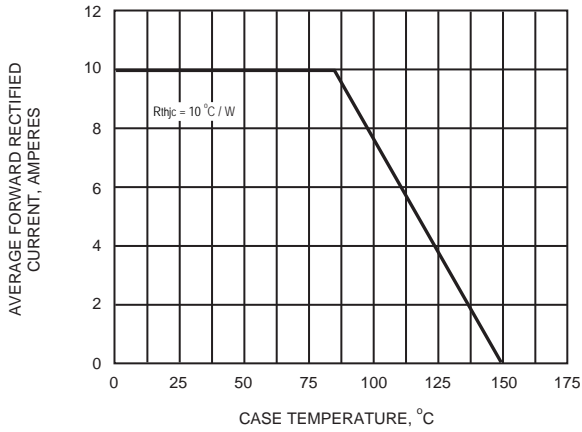


FIG.2 - MAXIMUM NON-REPETITIVE PEAK FORWARD SURGE CURRENT

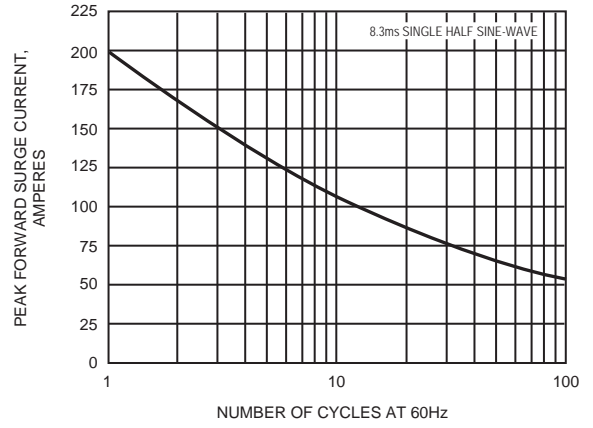


FIG.3 - TYPICAL INSTANTANEOUS FORWARD CHARACTERISTICS

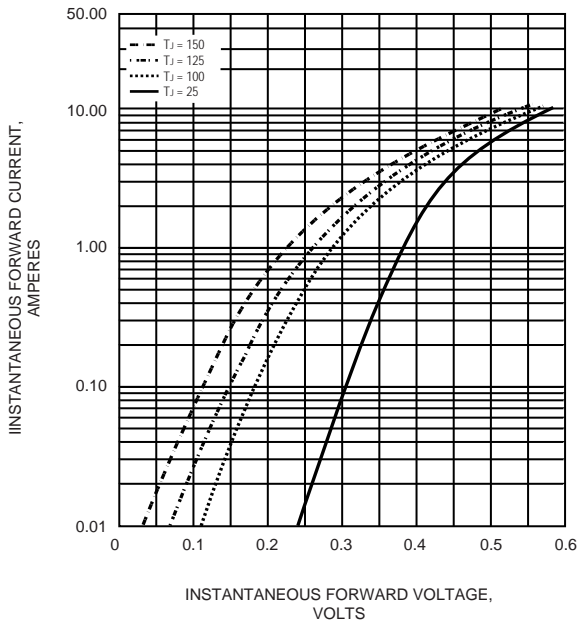


FIG.4 - TYPICAL REVERSE CHARACTERISTICS

