

# Flyback Transformers

For ON Semiconductor  
NCP101X

- Developed for the ON Semiconductor NCP101X Self-Supplied Monolithic Switcher
- A9619-CL provides 7 Watts output for 120 Vac applications  
B0570-BL provides 15 Watts for 230 Vac applications

Coilcraft can also custom engineer a transformer to meet your specific requirements. For free evaluation samples, contact Coilcraft or visit [www.coilcraft.com](http://www.coilcraft.com).

Part number <sup>1</sup>	Inductance <sup>2</sup> ±10% (mH)	DCR max (Ohms)	Leakage inductance <sup>3</sup> max (µH)	Turns ratio pri : sec : aux	Output power (W)	Output voltage (V)	Output current (A)	Isolation voltage <sup>4</sup> (Vrms)
A9619-CL	3.2	1.74 (pri) 0.040 (sec) 0.278 (aux)	60	1:0.10:0.14	6	12	0.58	2000
B0570-BL	3.4	2.57 (pri) 0.038 (sec) 0.285 (aux)	95	1:0.06:0.08	12	12	1.25	3000

1. When ordering, please specify **termination** code:

**B0570-BL**

**Termination:** L = RoHS compliant tin-silver over tin over nickel over phos bronze. Special order:  
T = RoHS tin-silver-copper (95.5/4/0.5) or  
S = non-RoHS tin-lead (63/37).

- Inductance is for the primary, measured at 10 kHz, 0.1 Vrms, 0 Adc.
- Leakage inductance tested at 100 kHz, 0.1 Vrms
- Isolation tested between primary and secondary and between primary and auxiliary windings for one minute.
- Electrical specifications at 25°C.

Refer to Doc 362 "Soldering Surface Mount Components" before soldering.

**Core material** Ferrite

**Terminations** RoHS tin-silver over tin over copper. Other terminations available at additional cost.

**Weight** 15.8 – 16.3 g

**Ambient temperature** –40°C to +85°C

**Storage temperature** Component: –40°C to +85°C.

Tray packaging: –40°C to +80°C

**Resistance to soldering heat** Max three 40 second reflows at +260°C, parts cooled to room temperature between cycles

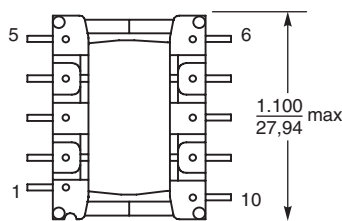
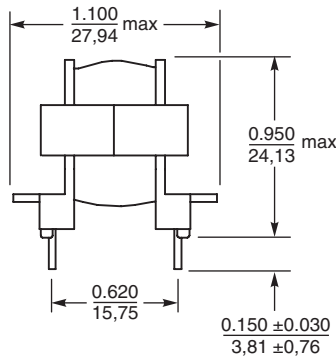
**Moisture Sensitivity Level (MSL)** 1 (unlimited floor life at <30°C / 85% relative humidity)

**Failures in Time (FIT) / Mean Time Between Failures (MTBF)**

38 per billion hours / 26,315,789 hours, calculated per Telcordia SR-332

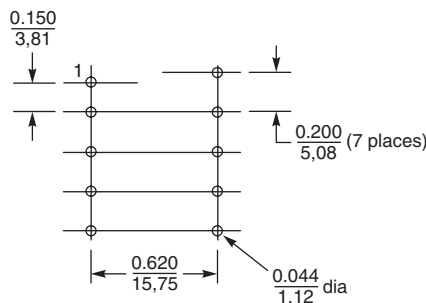
**Packaging** 81 parts per tray

**PCB washing** Tested with pure water or alcohol only. For other solvents, see Doc787\_PCB\_Washing.pdf.

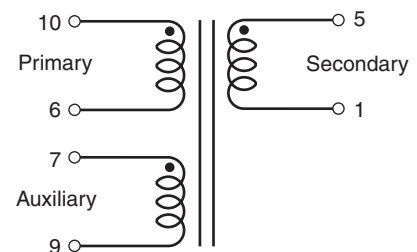


**Bottom view**

Dimensions are in  $\frac{\text{inches}}{\text{mm}}$



**Recommended  
PC Board Layout**



[www.coilcraft.com](http://www.coilcraft.com)

**US** +1-847-639-6400 [sales@coilcraft.com](mailto:sales@coilcraft.com)  
**UK** +44-1236-730595 [sales@coilcraft-europe.com](mailto:sales@coilcraft-europe.com)  
**Taiwan** +886-2-2264 3646 [sales@coilcraft.com.tw](mailto:sales@coilcraft.com.tw)  
**China** +86-21-6218 8074 [sales@coilcraft.com.cn](mailto:sales@coilcraft.com.cn)  
**Singapore** + 65-6484 8412 [sales@coilcraft.com.sg](mailto:sales@coilcraft.com.sg)

Document 374 Revised 12/09/09

© Coilcraft Inc. 2013

This product may not be used in medical or high risk applications without prior Coilcraft approval. Specification subject to change without notice. Please check web site for latest information.