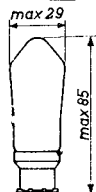
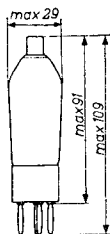
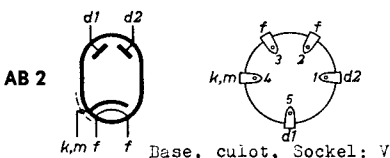
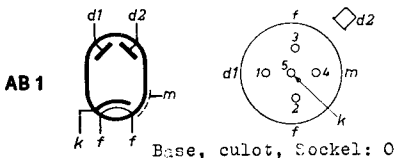


DOUBLE DIODE for signal detection and other purposes
 DOUBLE DIODE pour la détection de signaux et d'autres utilisations
 DOPPELDIODE für Empfangsrichtung und andere Zwecke

Heating : indirect; parallel supply $V_f = 4,0$ V
 Chauffage: indirect; alimentation- parallèle $I_f = 0,65$ A
 Heizung : indirekt; Parallelspeisung

Dimensions in mm
 Dimensions en mm
 Abmessungen in mm



	AB 1	AB 2
Capacitances	$C_{d1} = 4,4$ pF	$C_{d1} = 4,0$ pF
Capacités	$C_{d2} = 2,9$ pF	$C_{d2} = 4,0$ pF
Kapazitäten	$C_{d1d2} < 0,0015$ pF	$C_{d1d2} < 0,5$ pF

Limiting values (each diode)
 Caractéristiques limites (chaque diode)
 Grenzdaten (jede Diode)

V_{dinvp}	= max.	420 V
I_d	= max.	0,8 mA
I_{dp}	= max.	50 mA
V_{kf}	= max.	50 V
R_{kf}	= max.	20 k Ω

For curves see EB 91
 Pour les courbes voir EB 91
 Für die Kennlinien siehe EB 91

PHILIPS



*Electronic
Tube*

HANDBOOK

page	AB1 AB2	sheet	date
1		1	1953.12.12
2		FP	1999.06.26