
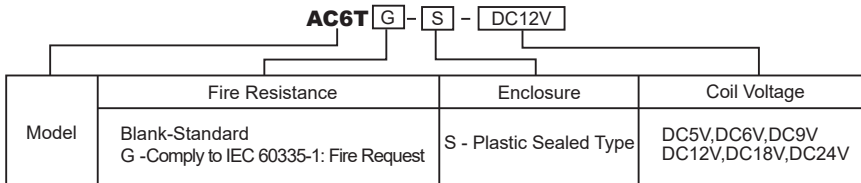




Features	
▪	Microminiature relay
	Dimensions: 20.4×7.0×14.9(mm)
▪	Slim type, 7mm width
	High mounting density
▪	High sensitivity 200mW
▪	Switching capacity: 7A
Safety Approval	
	US NO.E164730
	NO.40052570
	NO.CQC20002252848



ORDERING INFORMATION



Remarks: 1.Available in 1 Form A only 2. Coil Power: 200mW

SPECIFICATION

CONTACT DATA

Contact Form	1 Form A	
Contact Material	Ag Alloy	
Contact Rating	GP:7A 250VAC,10A 250VAC TV-5 250VAC	
Contact Resistance	Max.100mΩ(24VDC 1A)	
Load	Max. Switching Voltage	250VAC/30VDC
	Max. Switching Current	10A
	Max. Switching Power	2500VA,300W
	Min. Switching Load	5VDC,100mA
Life	Electrical	30,000(7A,3s ON/3s OFF, 85°C) 10,000(10A,3s ON/3s OFF, 85°C) 20,000(TV-5, 40°C)
	Mechanical	10,000,000 operations

GENERAL DATA

Insulation Resistance		Min. 1000MΩ 500VDC
Dielectric Strength	Between open contacts	750VAC, 1min
	Between coil and contacts	4,000VAC, 1min
Operate Time		Max. 10ms
Release Time		Max. 10ms
Operating Temperature		-40°C to +85°C
Humidity		5~85%RH, +40°C
Shock Resistance	Endurance	1,000m/s ²
	Misoperation	100m/s ²
Vibration Resistance	Endurance	10~55Hz, 1.5mm double amplitude
	Misoperation	10~55Hz, 1.5mm double amplitude
Weight		Approximately 3.0g

Note:Data shown are of initial value

COIL DATA

Nominal Coil Power	200mW
--------------------	-------



SAFETY APPROVAL

File Number	Contact Form	Power Consumption	Coil Voltage	Contact Rating	Remarks
UL E164730	A	0.2W	5,6,9,12,18,24VDC	7A 250VAC(GP)	Ambient Temperature: 85°C
	A	0.2W	5,6,9,12,18,24VDC	10A 250VAC(GP)	Ambient Temperature: 85°C
	A	0.2W	5,6,9,12,18,24VDC	TV-5 250VAC	Ambient Temperature: 40°C
VDE 40052570	A	0.2W	5,6,9,12,18,24VDC	7A 250VAC	Ambient Temperature: 85°C
	A	0.2W	5,6,9,12,18,24VDC	10A 250VAC	Ambient Temperature: 85°C
CQC 20002252848 (GB/T 21711.1-2008)	A	0.2W	5,6,9,12,18,24VDC	7A 250VAC	Ambient Temperature: 85°C
	A	0.2W	5,6,9,12,18,24VDC	10A 250VAC	Ambient Temperature: 85°C

Specifications subject to change without notice

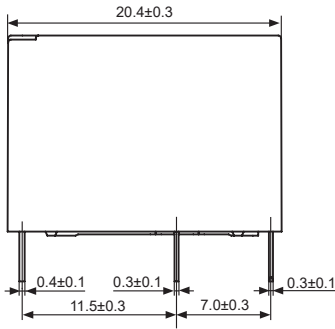
COIL DATA

Ambient Temperature: 23°C

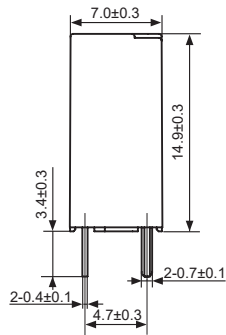
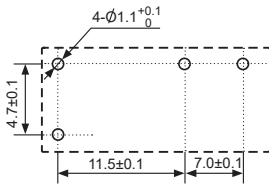
Model	Nominal Voltage VDC	Coil Resistance Ω ±10%	Operate Voltage \leq VDC	Release Voltage \geq VDC	Coil Power mW
AC6T-S-DC5V	5	125	3.75	0.5	200
AC6T-S-DC6V	6	180	4.5	0.6	
AC6T-S-DC9V	9	405	6.75	0.9	
AC6T-S-DC12V	12	720	9.0	1.2	
AC6T-S-DC18V	18	1620	13.5	1.8	
AC6T-S-DC24V	24	2880	18.0	2.4	
AC6TG-S-DC5V	5	125	3.75	0.5	200
AC6TG-S-DC6V	6	180	4.5	0.6	
AC6TG-S-DC9V	9	405	6.75	0.9	
AC6TG-S-DC12V	12	720	9.0	1.2	
AC6TG-S-DC18V	18	1620	13.5	1.8	
AC6TG-S-DC24V	24	2880	18.0	2.4	

OUTLINE, WIRING DIAGRAM, MOUNTING HOLE LAYOUT (UNIT: mm)

Outline



Mounting Hole Layout
(Bottom View)



Wiring Diagram
(Bottom View)

