

AC838 10 TO 800 MHz TO-8 CASCADABLE AMPLIFIER

Typical Values

Low Noise Figure	3.0 dB
High Gain	+30.0 dB
Medium Power Level	+16.0 dBm

AC838

High Performance Thin Film
Available in SMA Connectorized Package

SPECIFICATIONS*

Parameter	Typical	Guaranteed	
		0 to 50° C	-55 to +85° C
Frequency (Min.)	10-900 MHz	10-800 MHz	10-800 MHz
Small Signal Gain (Min.)	30.0 [^] dB	29.0 [^] dB	28.0 [^] dB
Gain Flatness (Max.)	±0.5 dB	±0.7 dB	±0.9 dB
Noise Figure (Max.)	3.0 dB	3.5 dB	4.0 dB
SWR (Max.)	Input/Output <1.4:1	1.7:1	1.9:1
Power Output (Min.) @ 1 dB comp.	+16.0 dBm	+15.0 dBm	+14.5 dBm
DC Current (Max.)	73.0 mA	78.0 mA	83.0 mA

* Measured in a 50-ohm system at +5 Vdc unless otherwise specified.
[^] 0.5 dB lower above 600 MHz.

INTERMODULATION PERFORMANCE

Typical @ 25° C

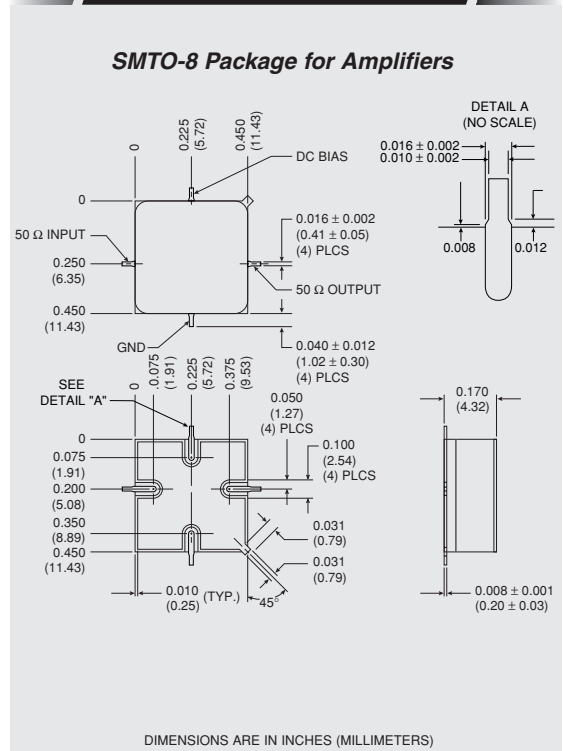
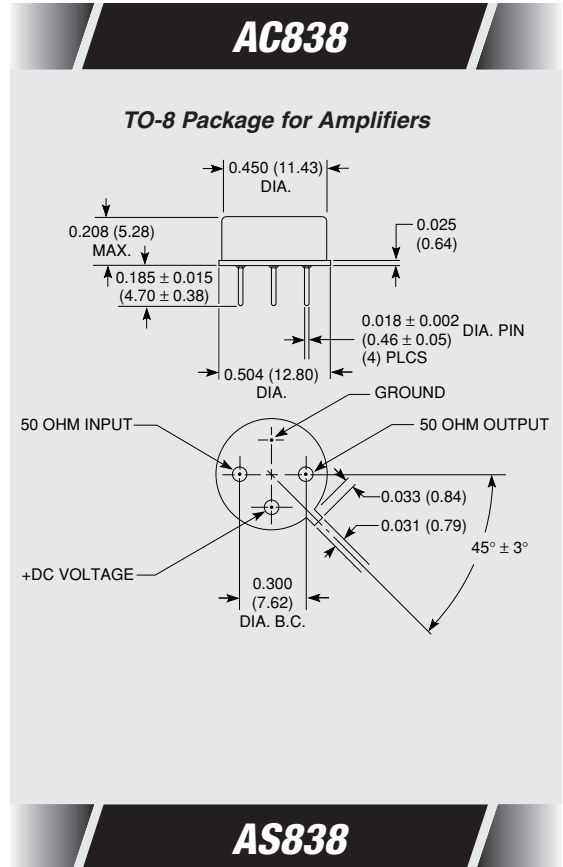
Second Order Harmonic Intercept Point	+56 dBm
Second Order Two Tone Intercept Point	+50 dBm
Third Order Two Tone Intercept Point	+30 dBm

+5 volts

ABSOLUTE MAXIMUM RATINGS

Storage Temperature	-62 to 125° C
Maximum Case Temperature	+125° C
Maximum DC Voltage	+7 Volts
Maximum Continuous RF Input Power	+8 dBm
Maximum Short Term Input Power (1 Minute Max.)	50 Milliwatts
Maximum Peak Power (3 µsec Max.)	0.5 Watt
Burn-in Temperature	+105° C
Thermal Resistance ¹ (θjc)	+63° C/Watt
Junction Temperature Rise Above Case (Tjc)	+24.5° C

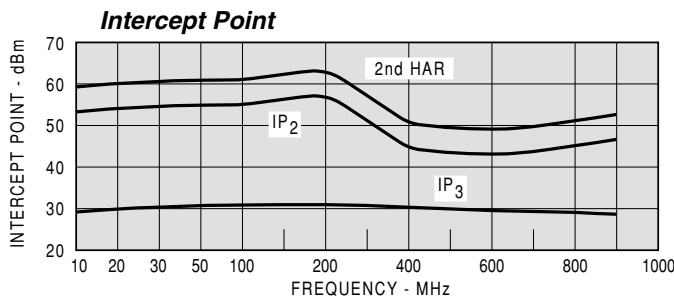
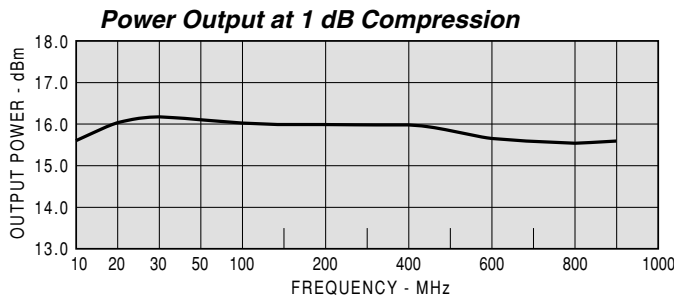
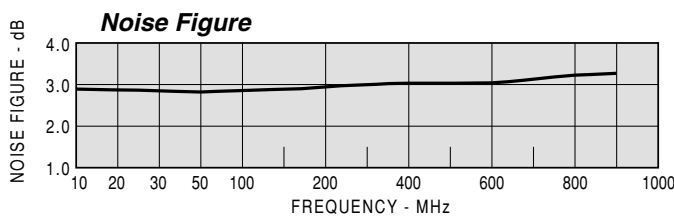
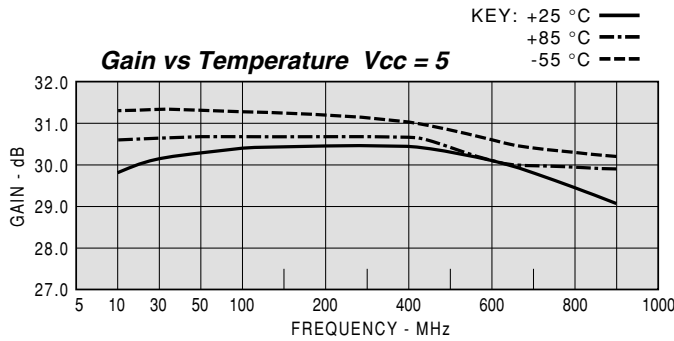
¹ Thermal resistance is based on total power dissipation.



DIMENSIONS ARE IN INCHES (MILLIMETERS)



TYPICAL PERFORMANCE



TYPICAL AUTOMATIC TEST DATA

Model: AC838		Vcc=+5V				Icc=71.13	
FREQ	SWR	SWR	GAIN	PHASE	DELAY	REV/ISO	
MHZ	IN	OUT	DB	DEG	NSEC	DB	
5	2.43	7.18	25.65	106		-49.2	
10	1.27	1.70	30.02	51		-39.9	
50	1.08	1.16	30.23	-7	1.5	-39.0	
100	1.08	1.15	30.17	-27	1.1	-38.8	
200	1.08	1.22	30.06	-59	0.89	-38.9	
300	1.12	1.33	29.99	-91	0.86	-37.9	
400	1.17	1.39	29.93	-122	0.88	-37.9	
500	1.23	1.41	29.77	-154	0.88	-37.2	
600	1.30	1.37	29.58	174	0.9	-36.0	
700	1.36	1.30	29.25	142	0.9	-35.5	
800	1.33	1.26	29.01	109	0.91	-35.1	
900	1.29	1.26	28.8	75	0.96	-34.2	

LINEAR S-PARAMETERS

Model: AC838		Vcc=+5V				Icc=71.13		
FREQ.	S11		S21		S12		S22	
MHz	MAG	ANG	MAG	ANG	MAG	ANG	MAG	ANG
5	0.42	-82.8	19.17	106.1	0.003	167.3	0.76	161.5
10	0.12	-120.8	31.69	50.7	0.010	59.8	0.26	107.1
50	0.04	-55.0	32.46	-6.9	0.011	8.0	0.07	168.0
100	0.04	-86.8	32.23	-26.7	0.011	1.2	0.07	-177.0
200	0.04	-151.4	31.84	-59.2	0.011	-5.3	0.10	-154.7
300	0.06	158.2	31.57	-90.6	0.013	-5.1	0.14	-158.7
400	0.08	118.6	31.36	-122.1	0.013	-10.2	0.16	-174.5
500	0.10	83.8	30.8	-154.1	0.014	-15.8	0.17	164.5
600	0.13	49.0	30.12	174.0	0.016	-25.2	0.16	144.5
700	0.15	20.3	29.0	141.6	0.017	-33.9	0.13	120.3
800	0.14	-12.7	28.22	109.0	0.018	-43.8	0.12	93.8
900	0.13	-56.7	27.54	74.8	0.019	-57.5	0.12	75.2
1000	0.09	-122	27.04	37.5	0.022	-75.3	0.17	46.9