


LTE Band 13 Duplexer with Public Safety Band Rejection

Product Brief



Description

The Avago ACMD-6013 is a highly miniaturized duplexer designed for use in LTE Band 13 (746 – 756 MHz DL, 777 – 787 MHz UL) handset applications. It is specially designed to reduce or eliminate the A-MPR power backoff normally required to meet NS-07 Public Safety Band (768-775 MHz) radiated emission limits.

Low Insertion Loss in the Tx channel minimizes current drain from the power amplifier, while low Rx channel Insertion Loss improves receiver sensitivity.

The ACMD-6013 enhances the sensitivity and dynamic range of handset receivers by providing high isolation of the transmitted signal from the receiver input and high rejection of transmit-generated noise in the receive band.

The Tx-Ant path of the ACMD-6013 provides at least 20 dB (24 dB Typ) rejection in the Public Safety Band. The duplexer utilizes Avago Technologies innovative temperature-compensated FBAR technology, dramatically reducing the guard frequency required to transition from pass-band to stop-band.

The ACMD-6013 is designed with Avago Technologies' innovative Film Bulk Acoustic Resonator (FBAR) technology, which makes possible ultra-small, high-Q filters at a fraction of their usual size. The excellent power handling capability of FBAR bulk-mode resonators supports the high output power levels used in mobile communications applications, while adding virtually no distortion.

The ACMD-6013 also utilizes Avago Technologies' advanced Microcap bonded-wafer, chip scale packaging technology. This process allows the filters to be assembled into a molded chip-on-board module with an overall size of only 2.0 x 2.5 mm and maximum height of 0.95 mm. The ACMD-6013 is compatible with standard 2.0 x 2.5 mm duplexer PCB footprints.

Applications

LTE Handsets or data terminals operating in the Band 13 frequency range.

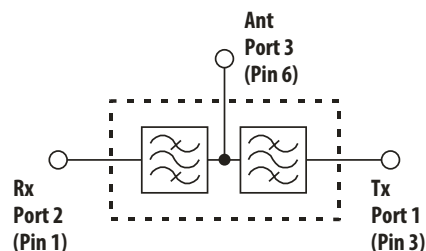
Features

- Miniature Size
 - 2.0 x 2.5 mm size
 - 0.95 mm Max Height
 - Standard 2 x 2.5 mm PCB footprint
- Temperature Compensated
- High Isolation
- High Power Rating
 - 33 dBm Abs Max Tx Power
- Environmental
 - RoHS Compliant
 - Halogen free
 - TBBPA Free

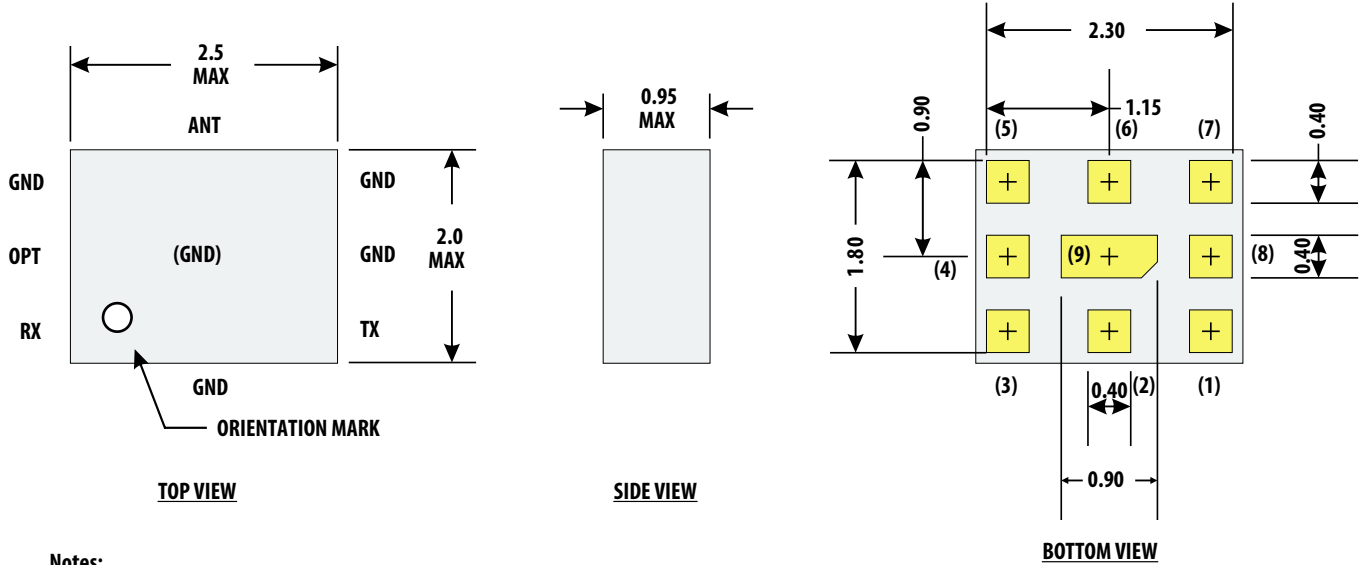
Specifications

- Rx Band Performance, 746 – 756 MHz, – 20 to +85°C
 - Insertion Loss: 2.7 dB Max
 - Rx Noise Blocking: 50 dB Min
- Tx Band Performance, 777.5 – 787 MHz, – 20 to +85°C
 - Insertion Loss: 3.5 dB Max
 - Tx Interferer Blocking: 53 dB Min
- Tx-Ant Path
 - Public Safety Band Rejection: 20 dB Min, 24 dB Typ.

Functional Block Diagram



Package Dimensions



Notes:

1. Dimensions in millimeters
Tolerance: X.X ± 0.1 mm
X.XX ± 0.05 mm
2. Dimensions nominal unless otherwise noted
3. Angles 45° nominal
4. I/O Pads (3 ea)
Size: 0.40 X 0.40 mm
Spacing to ground metal: 0.30 mm
5. Contact areas are gold plated

Pin Connections:

- | | |
|---------------|-----------------------------|
| 1 | Rx (or Rx(+)) |
| 2, 4, 5, 7, 9 | Gnd |
| 3 | Tx |
| 6 | Ant |
| 8 | Optional: Gnd, NC, or Rx(-) |

Ordering Information

Part Number	No. of Devices	Container
ACMD-6013-BLK	100	Tape Strip or Anti-static Bag
ACMD-6013-TR1	3000	178 mm (7-inch) Reel

For product information and a complete list of distributors, please go to our web site:

www.avagotech.com

Avago Technologies and the A logo are trademarks of Avago Technologies in the United States and other countries. All other brand and product names may be trademarks of their respective companies.

Data subject to change. Copyright © 2016 Avago Technologies. All Rights Reserved.

pub-005355 – January 7, 2016

AVAGO
TECHNOLOGIES