




AD14CA SERIES: 14-PIN DIP 5-TAP AUTO INSERTABLE



FEATURES:

- Compatible with TTL Circuits
- 5 Equally-Spaced Delay Taps
- Operating Temperature Range: 0°C to +70°C
- Custom Designs (Delays or Pin Layouts) Available upon Request

ELECTRICAL CHARACTERISTICS

Supply Voltage Vcc: 5.0±0.25 VDC
 Logic 1 Input Voltage: 2.0V min.
 Input Current: 50µA max.
 Logic 0 Input Voltage: 0.8V max.
 Input Current: -2.0mA max.
 Logic 1 Output Voltage: 2.4V min.
 Logic 0 Output Voltage: 0.5V max.
 All measurements made at Vcc=5.0V, 25°C

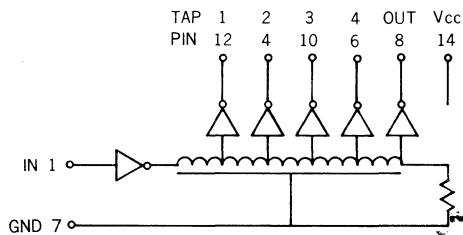
FAN OUT CAPABILITIES

Logic 0 Output: 10 TTL loads/tap max.
 : 20 TTL loads/unit max.
 Logic 1 Output: 20 TTL loads/unit max.

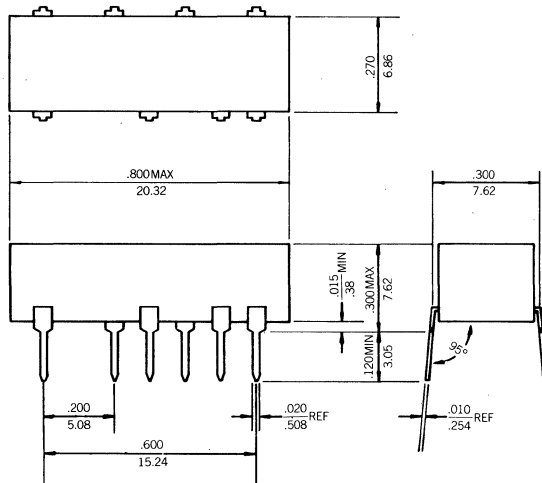
INPUT TEST CONDITIONS

Pulse Voltage: 3.2 V
 Rise Time: 3.0 ns
 Supply Current: 60 mA typical
 Pulse Width: min. of 100% total delay
 Duty Cycle: 33% or less

CIRCUIT AND PIN CONNECTIONS:



PACKAGE DIMENSIONS:



INCHES XXX ± .010
 MILLIMETERS .XX ± .25

ELECTRICAL SPECIFICATIONS:

PART NO.	TOTAL DELAY(1) ns ±5%	TAP DELAY(1) ns	RISE TIME(2) ns max.
AD14CA025	25 ±2	5 ±2	4
AD14CA050	50	10 ±2	4
AD14CA075	75	15 ±2	4
AD14CA100	100	20 ±3	4
AD14CA125	125	25 ±3	4
AD14CA150	150	30 ±3	4
AD14CA175	175	35 ±3	4
AD14CA200	200	40 ±3	4
AD14CA250	250	50 ±3.5	4
AD14CA300	300	60 ±4	4
AD14CA400	400	80 ±4	4
AD14CA500	500	100 ±5	4

(1) Delays. measured at 1.5V level on leading edge only with no loads on taps.

(2) Rise Time measured from 0.75V to 2.4V with no loads.