

Features

- Efficiency up to 80%
- 3000VAC Isolation
- Single/Double output
- short circuit protection
- Universal Input :85 ~ 264VAC,50/60Hz
- Wide temperature -25 to 70
- Power modules for PCB Mounting design
- Plastic case



Model Selection Guide

Order Code	Input		Output		Recommend capacitive(uF)	Efficiency(%) (Typ)
	AC(V)	DC(V)	Vo(V)	Io(mA)		
ADM10-S03	85-264	120-370	3.3	2000	1000	75
ADM10-S05			5	2000	1000	76
ADM10-S09			9	1111	470	80
ADM10-S12			12	833	470	80
ADM10-S15			15	667	470	81
ADM10-S24			24	417	330	83
ADM10-D05			±5	±1000	470/470	76
ADM10-D12			±12	±417	220/220	80
ADM10-D15			±15	±333	220/220	81
ADM10-D05-05			5/5	1600/400	470/330	75
ADM10-D05-12			5/12	1600/200	330/220	79
ADM10-D05-24			5/24	1000/200	330/100	80

Input Characteristics

Parameter	Condition	Min	Typ	Max	Units
Input Voltage Range	AC	85	--	264	VAC
	DC	120	--	375	VDC
Input Frequency	AC	47	--	440	Hz

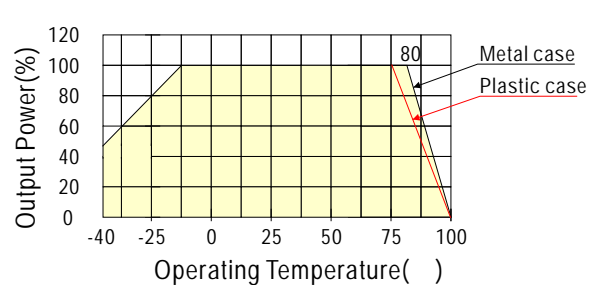
Output Characteristics

Parameter	Condition	Min	Typ	Max	Units
Output Voltage Accuracy		--	1%	--	%
Load regulation	10% ~ 100% load	--	±0.5	±1	%
Line regulation	Vin(Min-Max)	--	±0.5	±1	%
Ripple and noise	20MHz	--	50	100	mVp-p
Switching frequency	Full load,nominal input	--	60	--	KHz
Transient Recovery Time	25% Load Step Change	--	--	500	us
Hold-up time		--	50	--	ms
Short circuit Protection		Continuous, Automatic Recovery			

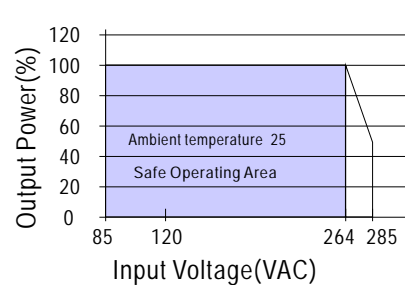
General Characteristics

Parameter	Condition	Min	Typ	Max	Units
Operating Temperature	Case	-25	--	+85	
Storage		-40	--	+105	
Storage humidity		--	--	+95	%
Cooling	Free air convection	--	--	--	
Isolation voltage	Input-Output 1mA 1minute	--	3000	--	VAC
Isolation resistance	500VDC	--	500	--	M
MTBF	2 × 10 ⁵				K hours
Safety level	Single output	Class II			
	Others	Class I			
Case material		Platic			

Temperature Derating Graph Curve



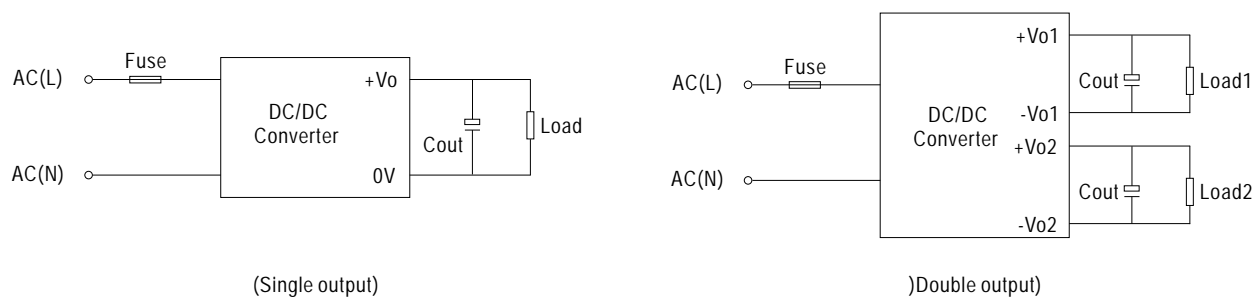
Input Voltage Derating Graph Curve



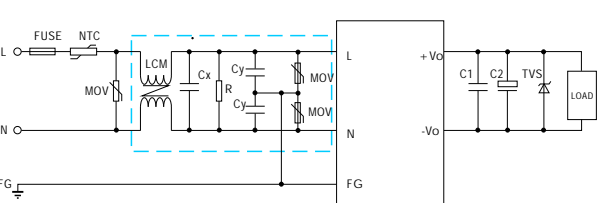
Note

- 1.All the specifications typical at Ta=+25 resistive load, nominal input voltage and rated output current unless otherwise noted.
- 2.Operation under no-load conditions will not damage these modules; however they may not meet all specifications listed.
- 3.Ripple & Noise measurement bandwidth is 0-20MHz.
- 3.Other input and output voltage may be available, please
- 4.All AC/DC converters should be externally fused at the front end for protection.
- 5.Specifications subject to change without notice

Application circuit

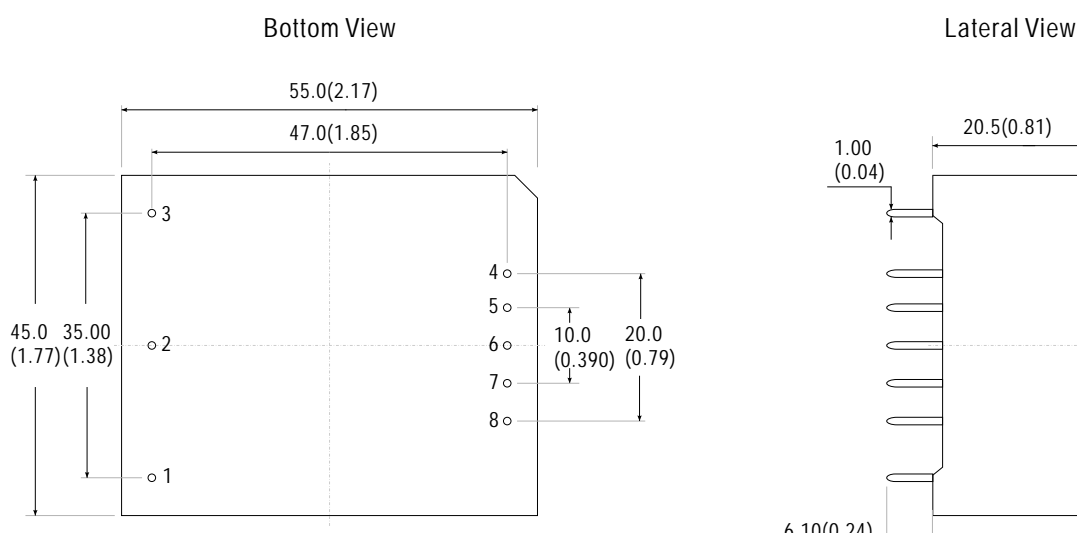


EMC recommended circuit



- 1 . FUSE : I=3*Vo*Io/效率 /Vin
Recommend : 2A/250V(10-30W)
- 2 .NTC: 10D-09
- 3 .MOV: 7D471K
- 4 .LCM: 5-20mH/0.5A
- 5 .Cx: 104/275VAC
- 6 .Cy: 102/400VAC
- 7 .C1: 104/50V
- 8 .C2: Reference value for capacitor
- 9 .TVS: P6KE20CA ,SMBJ20CA

Mechanical Dimension & Pin Connections



Pin	1	2	3	4	5	6	7	8
Single	NC	N	L	+Vo	NP	NP	NP	-Vo
Dual Island	NC	N	L	+Vo	-Vo2	NP	+Vo1	-Vo1

Note:
Unit:mm(inch)