

# Surface Mount RF Transformer

50Ω 9 to 625 MHz

## ADT4-1T+ ADT4-1T



CASE STYLE: CD542

### Maximum Ratings

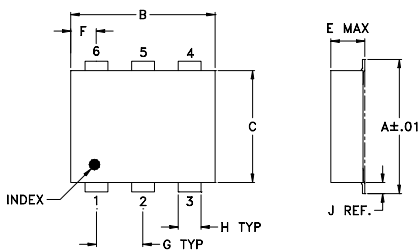
Operating Temperature	-20°C to 85°C
Storage Temperature	-55°C to 100°C
RF Power	1W
DC Current	30mA

Permanent damage may occur if any of these limits are exceeded.

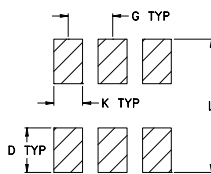
### Pin Connections

PRIMARY DOT	3
PRIMARY	1
SECONDARY DOT	4
SECONDARY	6
SECONDARY CT	5
NOT USED	2

### Outline Drawing



### PCB Land Pattern



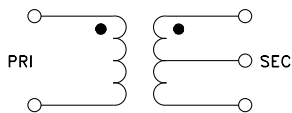
Suggested Layout,  
Tolerance to be within ±.002

### Outline Dimensions (inch/mm)

A	B	C	D	E	F	G
.272	.310	.220	.100	.112	.055	.100
6.91	7.87	5.59	2.54	2.84	1.40	2.54
H	J	K	L			wt
.030	.026	.065	.300			grams
0.76	0.66	1.65	7.62			0.20

Demo Board MCL P/N: TB-430

### Config. A



### Features

- excellent return loss, 25 dB typ.
- excellent amplitude unbalance, 0.2 dB typ.  
phase unbalance, 1 deg. typ. in 1 dB bandwidth
- high RF power up to 1 watt
- aqueous washable
- protected under US patent 6,133,525

### Applications

- impedance matching
- baluns

### +RoHS Compliant

The +Suffix identifies RoHS Compliance. See our web site for RoHS Compliance methodologies and qualifications

Available Tape and Reel at no extra cost	
Reel Size	Devices/Reel
7"	20, 50, 100, 200, 500
13"	500, 1000

### Transformer Electrical Specifications

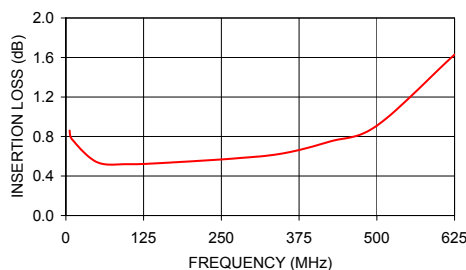
Ω RATIO (Secondary/Primary)	FREQUENCY (MHz)	INSERTION LOSS*			PHASE UNBALANCE (Deg.) Typ.		AMPLITUDE UNBALANCE (dB) Typ.	
		3 dB MHz	2 dB MHz	1 dB MHz	1 dB bandwidth	2 dB bandwidth	1 dB bandwidth	2 dB bandwidth
4	9-625	9-625	10-550	14-500	1	3	0.2	0.3

\* Insertion Loss is referenced to mid-band loss, 0.55 dB typ.

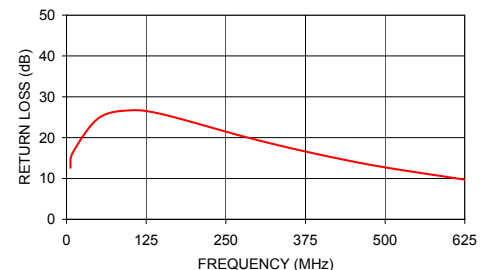
### Typical Performance Data

FREQUENCY (MHz)	INSERTION LOSS (dB)	INPUT R. LOSS (dB)	AMPLITUDE UNBALANCE (dB)	PHASE UNBALANCE (Deg.)
6.00	0.86	12.61	0.00	0.01
10.00	0.77	16.33	0.00	0.04
50.00	0.54	24.74	0.00	0.09
100.00	0.52	26.69	0.02	0.29
150.00	0.53	25.75	0.04	0.37
275.00	0.58	20.40	0.16	1.00
350.00	0.63	17.49	0.25	1.59
425.00	0.75	14.94	0.33	2.45
500.00	0.91	12.72	0.44	3.89
625.00	1.63	9.71	0.54	7.70

ADT4-1T  
INSERTION LOSS



ADT4-1T  
INPUT RETURN LOSS



### Notes

- Performance and quality attributes and conditions not expressly stated in this specification document are intended to be excluded and do not form a part of this specification document.
- Electrical specifications and performance data contained in this specification document are based on Mini-Circuit's applicable established test performance criteria and measurement instructions.
- The parts covered by this specification document are subject to Mini-Circuits standard limited warranty and terms and conditions (collectively, "Standard Terms"); Purchasers of this part are entitled to the rights and benefits contained therein. For a full statement of the Standard Terms and the exclusive rights and remedies thereunder, please visit Mini-Circuits' website at [www.minicircuits.com/MCLStore/terms.jsp](http://www.minicircuits.com/MCLStore/terms.jsp)



[www.minicircuits.com](http://www.minicircuits.com) P.O. Box 350166, Brooklyn, NY 11235-0003 (718) 934-4500 sales@minicircuits.com

REV. E  
M151107  
ADT4-1T  
ED-6921/1  
HY/TD/CP/AM  
150522