

60 Amps AEQ/ALQ60

High Efficiency Quarter Brick



Total Power: 108W
Input Voltages: 48V
No. of Outputs: Single

Electrical Specs

Input

Input Range	36 to 75 VDC
Input Surge	100V /100ms
Efficiency	> 90%@1.8V (50% to 100% load)

Output

Line Regulation	±0.2%Vo
Load Regulation	±0.2%Vo
Noise/Ripple	25mV typ
Remote sense	Up to 10% of Vo
Transient Response	4% deviation typical 50% to 75% Load change 0.1A/μs Slew Rate 150μs recovery

Overvoltage Protection	125% Vo
Current Limit	115% nominal output
Switching Frequency	480kHz

Control

Voltage Adjust	90 to 110% Vo
Enable	TTL compatible (Positive or Negative enable options)

Special Features

- High efficiency
- Industry standard package 1.45" x 2.30"
- Baseplate (AEQ) or Openframe (ALQ) construction
- High capacitive load limit on start-up
- Remote sense compensation
- Regulation to zero load
- Fixed frequency switching
- Basic insulation
- EU Directive 2002/95/EC Compliant for RoHS

Environmental

Operating temperature range:
-40°C to +85°C ambient (ALQ - Openframe)
-40°C to +105°C baseplate (AEQ - Baseplate)

Storage temperature: -40°C to +125°C

Overtemperature protection: 115°C PCB temperature (Typical)

MTBF: > 1 million hours

Safety

UL,cUL 60950

TUV EN60950

AMERICAS

5810 Van Allen Way
 Carlsbad, CA 92008
 Telephone: 760-930-4600
 Facsimile: 760-930-0698

EUROPE

Astec House, Waterfront Business Park
 Merry Hill, Dudley
 West Midlands, DY5 1LX, UK
 Telephone: 44 (1384) 842-211
 Facsimile: 44 (1384) 843-355

ASIA

Units 2111-2116, Level 21
 Tower 1, Metroplaza
 223, Hing Fong Road
 Fwai Fong, New Territories
 Hong Kong
 Telephone: 852-2437-9662
 Facsimile: 852-2402-4426



AEQ / ALQ60Y48

Ordering Information

Input Voltage	Output Voltage	Output Current	Efficiency	Model Number
36V to 75V	1.8V	60A	90% Typ	AEQ60Y48(N) - (6)(3)(L)
36V to 75V	1.8V	60A	90% Typ	ALQ60Y48(N) - (6)(3)(L)

OPTIONS

suffix "N" = Negative Logic Enable (without suffix "N" designates Positive Logic Enable)
 suffix "6" = 3.7mm pin length (5mm nominal default pin length)
 suffix "-3" = single pair of output pins (Pins 4 and 10 unstuffed)
 without suffix "-3" = double pair of output pins (Pins 4,5, 9 and 10 are present)
 suffix "L" = RoHS compliant (RoHS 6) / "Blank" = RoHS compliant with Lead (Pb) in solder exemption (RoHS 5)

Pin Assignments

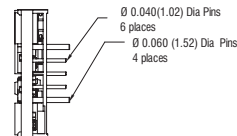
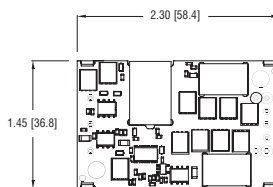
Single Output

1. +Vin
2. Enable
3. - Vin
4. Common (OPTIONAL)
5. Common
6. - Sense
7. Trim
8. + Sense
9. + Vout
10. + Vout (OPTIONAL)

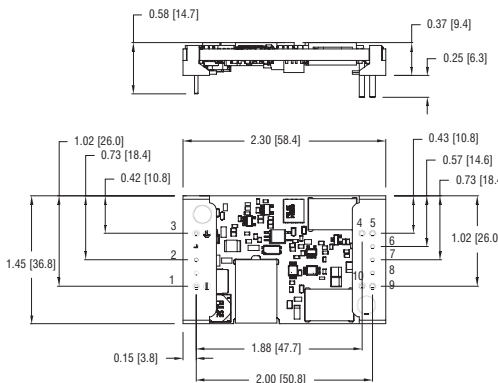
Notes:

1. Nominal values apply with sense pins connected to +Vout and Ground Return with other control pins unconnected.
2. Consult the Technical Reference Notes for more detailed information.
3. Dimensions provided in the mechanical outline are nominal values.
4. At high line, $V_{IN} = 75V$ and no load, $V_O = 0A$, the module requires 1500 μ F capacitive load to provide greater than 45° of phase margin.
5. Specifications subject to change without notice.
6. 2 Years warranty.

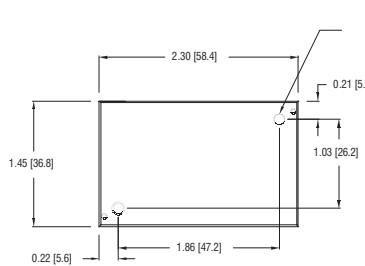
* Astec reserves the right to make changes to the information contained herein without notice and assumes no liability as a result of its use or application. (REV03: DECEMBER 20, 2006)



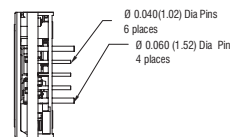
ALQ - Open Frame Series



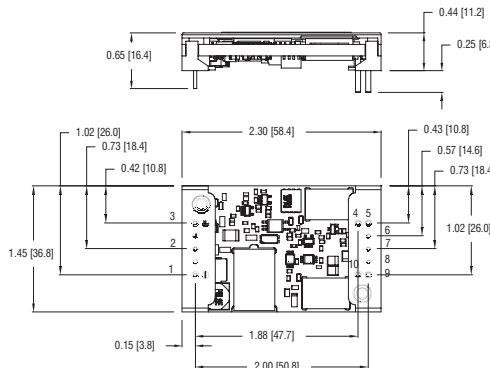
All dimensions are in Inches [mm].
 Pin placement tolerance 0.005[0.127].



MOUNTING INSERT (2 PLCS)
 M3 X 0.5 THROUGH
 MAXIMUM SCREW TORQUE 3.9 IN LBS (0.44 N -m)



AEQ - Baseplate Series



Astec Industry Standard