

# 60 Amps AEQ/ALQ60

High Efficiency Quarter Brick



Total Power: 108W  
Input Voltages: 48V  
No. of Outputs: Single

## Electrical Specs

### Input

Input Range 36 to 75 VDC  
Input Surge 100V /100ms  
Efficiency > 90%@1.8V (50% to 100% load)

### Output

Line Regulation  $\pm 0.2\%V_o$   
Load Regulation  $\pm 0.2\%V_o$   
Noise/Ripple 25mV typ  
Remote sense Up to 10% of  $V_o$   
Transient Response 4% deviation typical  
50% to 75% Load change  
0.1A/ $\mu$ s Slew Rate  
150 $\mu$ s recovery

Overvoltage Protection 125%  $V_o$   
Current Limit 115% nominal output  
Switching Frequency 480kHz

### Control

Voltage Adjust 90 to 110%  $V_o$   
Enable TTL compatible  
(Positive or Negative enable options)

## Special Features

- High efficiency
- Industry standard package 1.45" x 2.30"
- Baseplate (AEQ) or Openframe (ALQ) construction
- High capacitive load limit on start-up
- Remote sense compensation
- Regulation to zero load
- Fixed frequency switching
- Basic insulation
- EU Directive 2002/95/EC Compliant for RoHS

## Environmental

Operating temperature range:  
-40°C to +85°C ambient (ALQ - Openframe)  
-40°C to +105°C baseplate (AEQ - Baseplate)

Storage temperature: -40°C to +125°C

Overtemperature protection: 115°C PCB temperature (Typical)

MTBF: > 1 million hours

## Safety

UL,cUL 60950

TUV EN60950

AMERICAS

5810 Van Allen Way  
 Carlsbad, CA 92008  
 Telephone: 760-930-4600  
 Facsimile: 760-930-0698

EUROPE

Astec House, Waterfront Business Park  
 Merry Hill, Dudley  
 West Midlands, DY5 1LX, UK  
 Telephone: 44 (1384) 842-211  
 Facsimile: 44 (1384) 843-355

ASIA

Units 2111-2116, Level 21  
 Tower1, Metroplaza  
 223, Hing Fong Road  
 Fwai Fong, New Territories  
 Hong Kong  
 Telephone: 852-2437-9662  
 Facsimile: 852-2402-4426



AEQ / ALQ60Y48

## Ordering Information

Input Voltage	Output Voltage	Output Current	Efficiency	Model Number
36V to 75V	1.8V	60A	90% Typ	AEQ60Y48(N) - (6)(3)(L)
36V to 75V	1.8V	60A	90% Typ	ALQ60Y48(N) - (6)(3)(L)

**OPTIONS**

- suffix "N" = Negative Logic Enable (without suffix "N" designates Positive Logic Enable)
- suffix "6" = 3.7mm pin length (5mm nominal default pin length)
- suffix "-3" = single pair of output pins (Pins 4 and 10 unstuffed)
- without suffix "-3" = double pair of output pins (Pins 4,5, 9 and 10 are present)
- suffix "L" = RoHS compliant (RoHS 6) / "Blank" = RoHS compliant with Lead (Pb) in solder exemption (RoHS 5)

## Pin Assignments

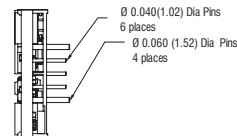
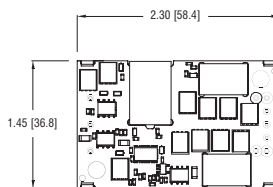
**Single Output**

1. +Vin
2. Enable
3. - Vin
4. Common (OPTIONAL)
5. Common
6. - Sense
7. Trim
8. + Sense
9. + Vout
10. + Vout (OPTIONAL)

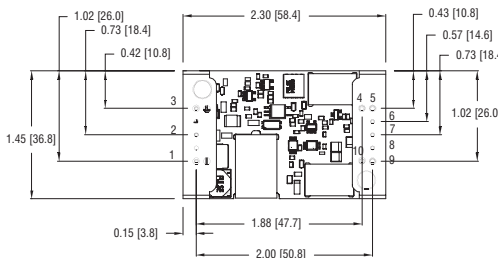
**Notes:**

1. Nominal values apply with sense pins connected to +Vout and Ground Return with other control pins unconnected.
2. Consult the Technical Reference Notes for more detailed information.
3. Dimensions provided in the mechanical outline are nominal values.
4. At high line,  $V_{IN} = 75V$  and no load,  $V_O = 0A$ , the module requires 1500 $\mu$ F capacitive load to provide greater than 45° of phase margin.
5. Specifications subject to change without notice.
6. 2 Years warranty.

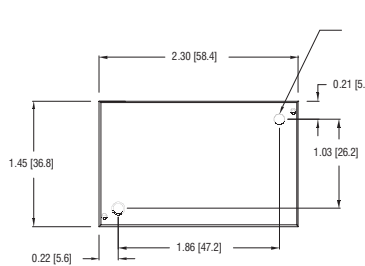
\* Astec reserves the right to make changes to the information contained herein without notice and assumes no liability as a result of its use or application. (REV03: DECEMBER 20, 2006)



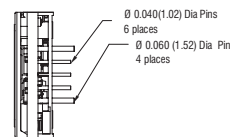
**ALQ - Open Frame Series**



All dimensions are in Inches [mm].  
 Pin placement tolerance 0.005[0.127].



MOUNTING INSERT (2 PLCS)  
 M3 X 0.5 THROUGH  
 MAXIMUM SCREW TORQUE 3.9 IN LBS (0.44 N -m)



**AEQ - Baseplate Series**

