



= Product brief =

**AK09970****3-axis Magnetic Sensor with Programmable Switch****1. General Description**

AK09970 is a 3-axis magnetic sensor IC with high sensitivity and wide measurement range utilizing our latest hall sensor technology.

Our ultra-small package of AK09970 incorporates magnetic sensors, chopper stabilized signal, amplifier chain, and all necessary interface logic for detecting weak to strong magnetic fields in the X, Y and Z planes independently. From its compact foot print, thin package, and extremely low power consumption, it is suitable for a wide range of applications such as connected home, door & window opening/close sensing, and magnetic tamper detection of IoT systems or smart meters just to name a few.

**2. Features**

## ◆ Functions:

- 16 bit data out for each 3-axis magnetic component
- Programmable threshold 3-axis magnetometer
- Built-in A to D Converter for magnetometer data output
- Selectable sensor measurement range and sensitivity setting
  - ◇ High sensitivity setting
    - Sensitivity: 1.1  $\mu\text{T}/\text{LSB}$  (typ.)
    - Measurement range:  $\pm 36 \text{ mT}$
  - ◇ Wide range setting
    - Sensitivity: 3.1  $\mu\text{T}/\text{LSB}$  (typ.)
    - Measurement range: X and Y-axis  $\rightarrow \pm 34.9 \text{ mT}$ , Z-axis  $\rightarrow \pm 101.5 \text{ mT}$
- Serial interface
  - ◇ I2C bus interface
    - Standard and Fast mode compliant with Philips I2C specification Ver.2.1
  - ◇ 4-wire SPI
- Operation mode
  - ◇ Power-down, Single measurement, Continuous measurement
- 3-axis programmable switch function
- Output pin for event notification
  - ◇ INT pin and OD-INT pin
- DRDY function for measurement data ready
- Magnetic sensor overflow monitor function
- Built-in oscillator for internal clock source
- Selectable sensor drive
  - ◇ Low power drive / Low noise drive

## ◆ Operating temperatures:

- -40°C to +85°C

## ◆ Operating supply voltage:

- +1.7V to +3.6V

## ◆ Current consumption (VDD = +1.8V):

- Power-down: 2.0 nA (typ.)
- Measurement:
  - ◇ Average current consumption at 1 Hz/10Hz repetition rate
    - Low power drive: 0.6  $\mu\text{A}$ (typ.)@1HzODR, 2.7  $\mu\text{A}$ (typ.)@10HzODR
    - Low noise drive: 1.5  $\mu\text{A}$ (typ.) @1HzODR, 11.9  $\mu\text{A}$ (typ.)@10HzODR

## ◆ Package

- AK09970N 16-pin QFN package: 3.0mm x 3.0mm x 0.75mm

### 3. Overview

The AK09970 supports wide measurement range with high resolution in 3-axis detection and captures magnetic fields in 3-dimensions. With these abilities, it is great device for controlling the direction of security cameras and connected home, (smart home, smart house), smart locks, along with door and window open/close detection.

AK09970 has the following main features:

(1) Wide Measurement Range & High Resolution

The AK09970 has a wide measurement range of 35mT on 3 axes. In addition, further range of 101mT can be achieved via the Z axis. It is able to measure a wide range of magnetic field from microtesla to millitesla such as from geomagnetic to a magnet since it has high measurement resolution of 1.1 $\mu$ T/LSB in High Resolution mode.

(2) Low-power Consumption when Battery Life is Critical

The AK09970 can operate using only a few  $\mu$ A, thus consuming a very low current that satisfies a demand of IoT products, (Refer to the Specification Table). It contributes to a long battery life of a product that needs constant acquisition of sensor data to monitor an object's status.

(3) Magnetic Field Output (Digital)/ Data Ready Alert (DRDY bit)

The AK09970 measures magnetic field on all 3-axes via intermittent drive and outputs the result as digital data, (supporting I2C/SPI communications). It outputs a Data Ready alert to the dedicated register when the measurement data is updated. (0.25/0.5/1/10/20/15/100Hz interval modes or single measurement mode for intermittent drive options.)

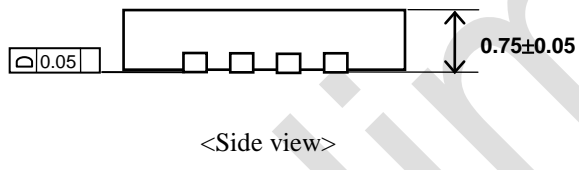
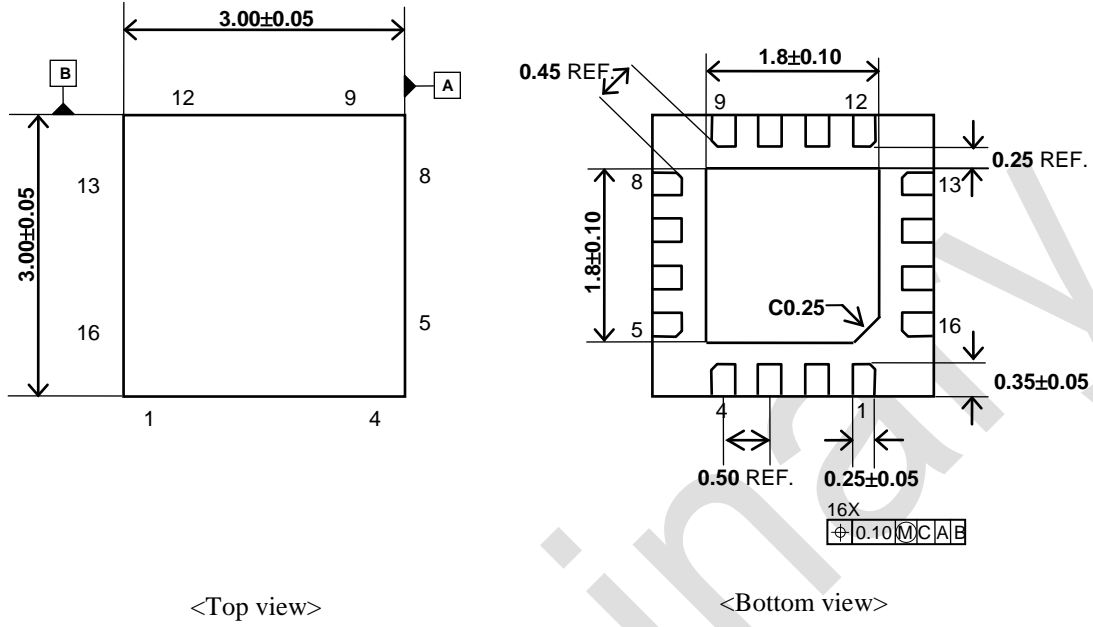
(4) Magnetic Event Interrupt Function

The AK09970 has magnetic event interrupt pins. Two thresholds can be programmed for each axis, (setting the resolution equal to the measuring resolution). When a magnetic field that exceeds the threshold is sent, the AK09970 outputs a "Magnetic Event" interrupt to registers or external output pins. The magnetic event that causes an interrupt output that can be selected freely by setting a register. (Data Ready alert mentioned in 3 can also be output from an interrupt pin). Two interrupt pins are available for magnetic event: the INT pin for push-pull output and the ODIN pin for open-drain output. Therefore, the output format can be selected depending on the customer's product.

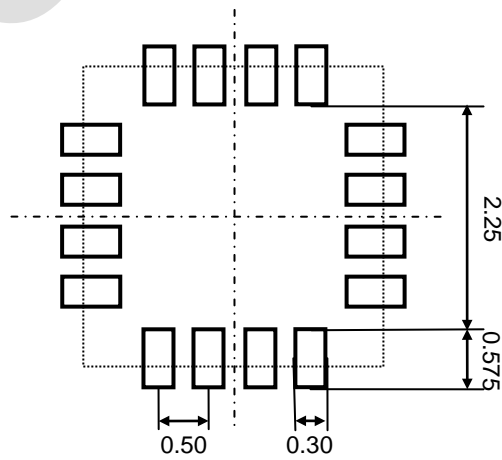
4. Package

4.1. Outline Dimensions

[mm]



4.2. Pad Dimensions

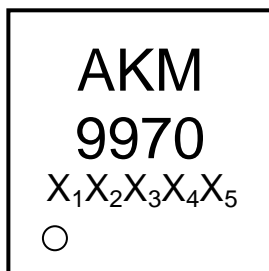


**4.3. Marking**

Product name: 9970

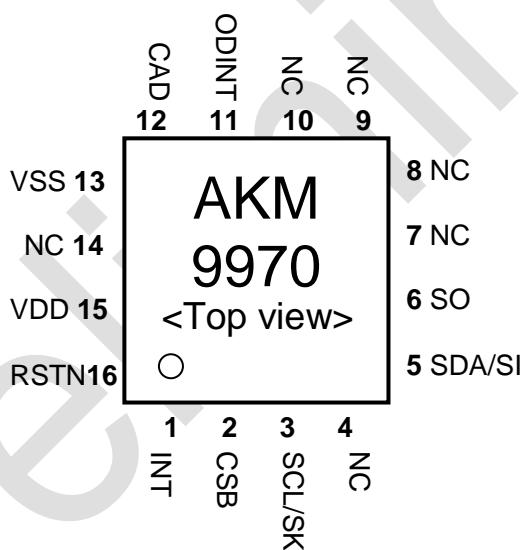
Date code: X<sub>1</sub>X<sub>2</sub>X<sub>3</sub>X<sub>4</sub>X<sub>5</sub>

- X<sub>1</sub> = ID
- X<sub>2</sub> = Year code
- X<sub>3</sub>X<sub>4</sub> = Week code
- X<sub>5</sub> = Lot



<Top view>

**4.4. Pin Assignment**



◆ IMPORTANT NOTICE

0. Asahi Kasei Microdevices Corporation ("AKM") reserves the right to make changes to the information contained in this document without notice. When you consider any use or application of AKM product stipulated in this document ("Product"), please make inquiries the sales office of AKM or authorized distributors as to current status of the Products.
1. All information included in this document are provided only to illustrate the operation and application examples of AKM Products. AKM neither makes warranties or representations with respect to the accuracy or completeness of the information contained in this document nor grants any license to any intellectual property rights or any other rights of AKM or any third party with respect to the information in this document. You are fully responsible for use of such information contained in this document in your product design or applications. **AKM ASSUMES NO LIABILITY FOR ANY LOSSES INCURRED BY YOU OR THIRD PARTIES ARISING FROM THE USE OF SUCH INFORMATION IN YOUR PRODUCT DESIGN OR APPLICATIONS.**
2. The Product is neither intended nor warranted for use in equipment or systems that require extraordinarily high levels of quality and/or reliability and/or a malfunction or failure of which may cause loss of human life, bodily injury, serious property damage or serious public impact, including but not limited to, equipment used in nuclear facilities, equipment used in the aerospace industry, medical equipment, equipment used for automobiles, trains, ships and other transportation, traffic signaling equipment, equipment used to control combustions or explosions, safety devices, elevators and escalators, devices related to electric power, and equipment used in finance-related fields. Do not use Product for the above use unless specifically agreed by AKM in writing.
3. Though AKM works continually to improve the Product's quality and reliability, you are responsible for complying with safety standards and for providing adequate designs and safeguards for your hardware, software and systems which minimize risk and avoid situations in which a malfunction or failure of the Product could cause loss of human life, bodily injury or damage to property, including data loss or corruption.
4. Do not use or otherwise make available the Product or related technology or any information contained in this document for any military purposes, including without limitation, for the design, development, use, stockpiling or manufacturing of nuclear, chemical, or biological weapons or missile technology products (mass destruction weapons). When exporting the Products or related technology or any information contained in this document, you should comply with the applicable export control laws and regulations and follow the procedures required by such laws and regulations. The Products and related technology may not be used for or incorporated into any products or systems whose manufacture, use, or sale is prohibited under any applicable domestic or foreign laws or regulations.
5. Please contact AKM sales representative for details as to environmental matters such as the RoHS compatibility of the Product. Please use the Product in compliance with all applicable laws and regulations that regulate the inclusion or use of controlled substances, including without limitation, the EU RoHS Directive. AKM assumes no liability for damages or losses occurring as a result of noncompliance with applicable laws and regulations.
6. Resale of the Product with provisions different from the statement and/or technical features set forth in this document shall immediately void any warranty granted by AKM for the Product and shall not create or extend in any manner whatsoever, any liability of AKM.
7. This document may not be reproduced or duplicated, in any form, in whole or in part, without prior written consent of AKM.