



AK4962

Low-Power CODEC with Audio/Voice DSP

1. General Description

The AK4962 is four channels 32-bit ADC, monaural ADC, stereo advanced 32-bit high sound quality audio DAC and stereo 32-bit DAC with a built-in microphone amplifier, mono receiver amplifier, ground-referenced headphone amplifier, lineout, and a high feature Audio/Voice DSP. The AK4962 features AKM's DSP core to deal with various kinds of voice processing features such as dual mic Tx noise suppression, Rx noise suppression, echo cancellation, and hands free functions. The AK4962 has five audio I/F and SLIMbus I/F to communicate with an Application processor, up to two Baseband processors, a Bluetooth module and a digital input class-D amplifier simultaneously, and mixes asynchronous signal with built-in SRCs.

2. Features

1. **Recording Function**
 - **4-Channel Low Power 32-bit ADC**
 - 2-types Digital Filter for Sound Color Selection
 - **Monaural Low Power ADC**
 - PDM Output
 - **3 Stereo Input Selectors**
 - **3 Stereo Inputs (Single-ended) or 6 Mono Inputs (Full-differential)**
 - **MIC Amplifier Gain: +30 dB to 0 dB, 3 dB step**
 - **Input Attenuator: 0 dB / -6 dB**
 - **5 MIC Power Supplies: 2.8 / 2.5 / 1.8 V Selectable**
 - **ADC Characteristics:**
 - **Single-ended Mode**
 - THD+N: -88 dB, DR, S/N: 95 dB (Gain = +18 dB)
 - THD+N: -80 dB, DR, S/N: 102 dB (Gain = 0 dB)
 - **Full-Differential Mode:**
 - THD+N: -90 dB, DR, S/N: 95 dB (Gain = +18 dB)
 - THD+N: -93 dB, DR, S/N: 102 dB (Gain = 0 dB)
 - **4-Channel Digital MIC Interface**
2. **Playback Function**
 - **Stereo High Sound Quality Low Power Advanced 32-bit DAC for Headphone**
 - 4 types of Digital Filter for Sound Color Selection
 - 2 types of Operation Mode (High Performance Mode / Low Power Mode)
 - **Low Power 32-bit Stereo DAC for LINEOUT/ Receiver / External Speaker Amplifier**
 - **Ground-referenced Class-G Stereo Headphone Amplifier**
 - Output Power: 25 mW @ 32 Ω, 40 mW @ 16 Ω, THD+N < -60 dB
 - THD+N: -106 dB
 - S/N: 125 dB
 - Output Noise Level: -125 dBV (Analog Volume ≤ -14 dB)
 - Analog Volume: +6 ~ -20 dB & Mute, 2 dB Step
 - Ground Loop Noise Cancellation
 - **Ground-referenced Stereo Line Outputs**
 - THD+N: -86 dB, DR, S/N: 100 dB
 - Analog Volume: +3 to -7.5 dB, 1.5 dB Step
 - **Mono Receiver Amplifier**
 - BTL Output
 - Output Power: 100 mW @ 32 Ω, THD+N < -65 dB
 - THD+N: -87 dB @ 32 Ω, Po = 30 mW
 - S/N: 100 dB
 - Analog Volume: + 3 to -7.5 dB, 1.5 dB Step

- Ground-referenced stereo Line Outputs for External Speaker Amplifier
 - 2ch Single-ended or Full Differential Outputs
 - THD+N: -86 dB, DR, S/N: 100 dB
 - Analog Volume: +3 to -7.5 dB, 1.5 dB Step
- 3. Five Digital Audio interface
 - Master/Slave mode
 - Sampling Frequency (ADC):
 - 8 k, 11.025 k, 12 k, 16 k, 22.05 k, 24 k, 32 k, 44.1 k, 48 k, 64 k, 88.2 k, 96 k, 128 k, 176.4 k, 192 kHz
 - Sampling Frequency (DAC):
 - 8 k, 11.025 k, 12 k, 16 k, 22.05 k, 24 k, 32 k, 44.1 k, 48 k, 64 k, 88.2 k, 96 k, 128 k, 176.4 k, 192 k, 256 k, 352.8 k, 384 kHz
 - Interface Format
 - SDTOx: 32/24/16-bit I²S/MSB justified, 16-bit PCM Short/Long Frame
 - SDTIx: 32/24/16-bit I²S/MSB justified, 16-bit PCM Short/Long Frame
 - TDM Mode (SDTO1A, SDTI1A pin)
- 4. SLIMbus Interface
- 5. Four Asynchronous Sample Rate Converters:
 - Up sample: up to x 6
 - Down sample: down to x 1/6
- 6. Power Management
- 7. Dual PLL
- 8. X'tal Oscillator
- 9. ANC (Active Noise Canceller)
- 10. Accessories
 - Jack Detection
 - Headset Detection
 - Button Detection
 - Impedance Detection
- 11. Embedded Audio/ Hands Free DSP
 - Flexible programming with built-in program and data memories
 - Hardware accelerator
 - Processing features (example)
 - Single/Dual Microphone Noise suppression
 - Echo cancellation
 - Rx Voice Clarity Enhancement
 - 5-Band Parametric EQ, Dynamic Range Control
- 12. μ P I/F: SPI / I²C (1 MHz) and SLIMbus
- 13. Operation Temperature Range: Ta = -40 to 85°C
- 14. Power Supply:
 - AVDD1, 2 (CODEC, MIC, PLL): 1.7 to 1.9 V
 - CVDD (HP/LINE/RCV Amplifiers, Charge Pump): 1.7 to 1.9 V
 - LVDD (LDO2 for Digital Core): 1.7 to 1.9 V (built-in LDO)
 - TVDD1, 2, 3 (Host & Audio I/F): 1.65 to 3.6 V
- 15. Package: 125-pin CSP (4.576 x 5.224mm, 0.4 mm (Min.) pitch)

3. Block Diagram and Functions

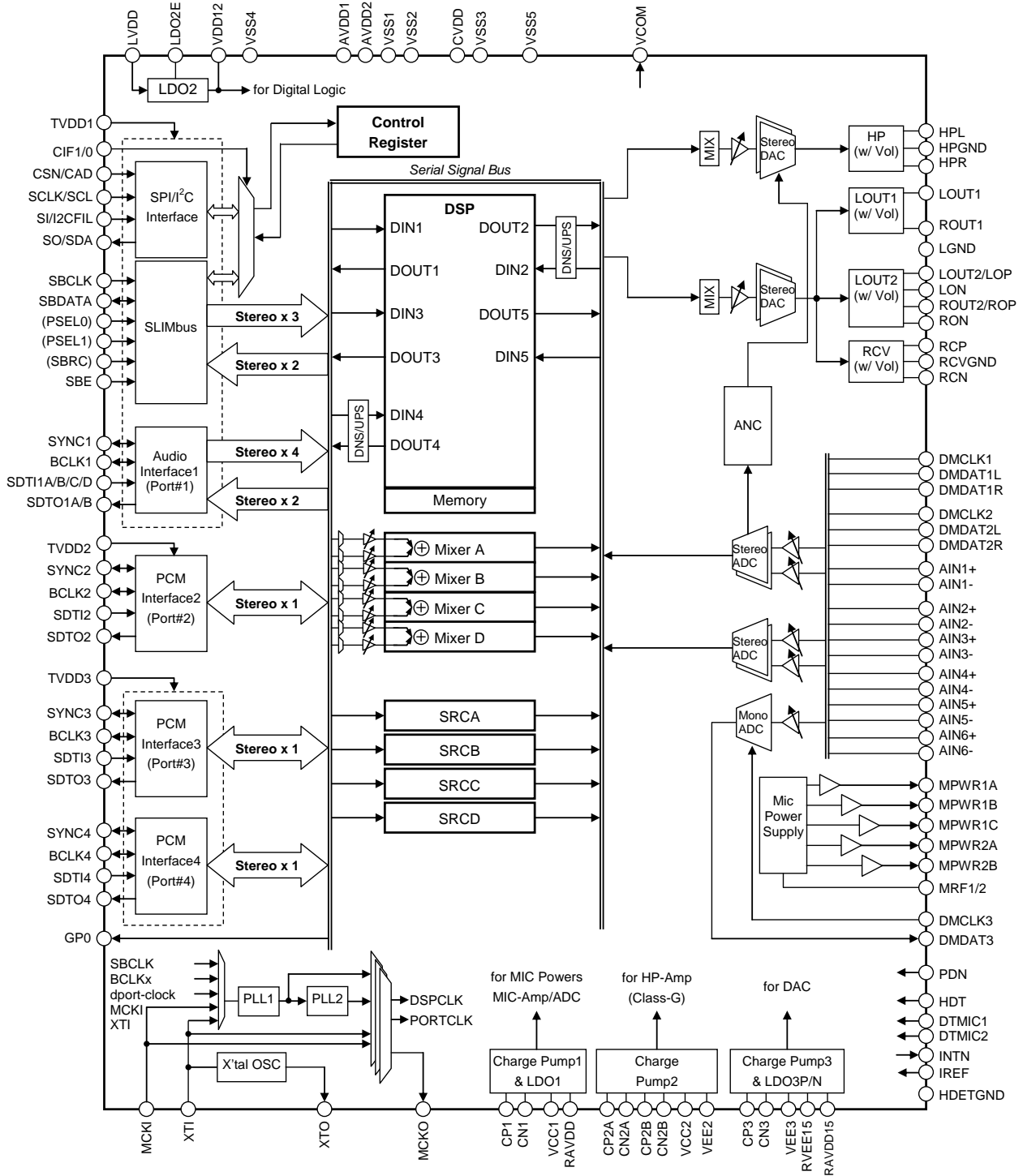
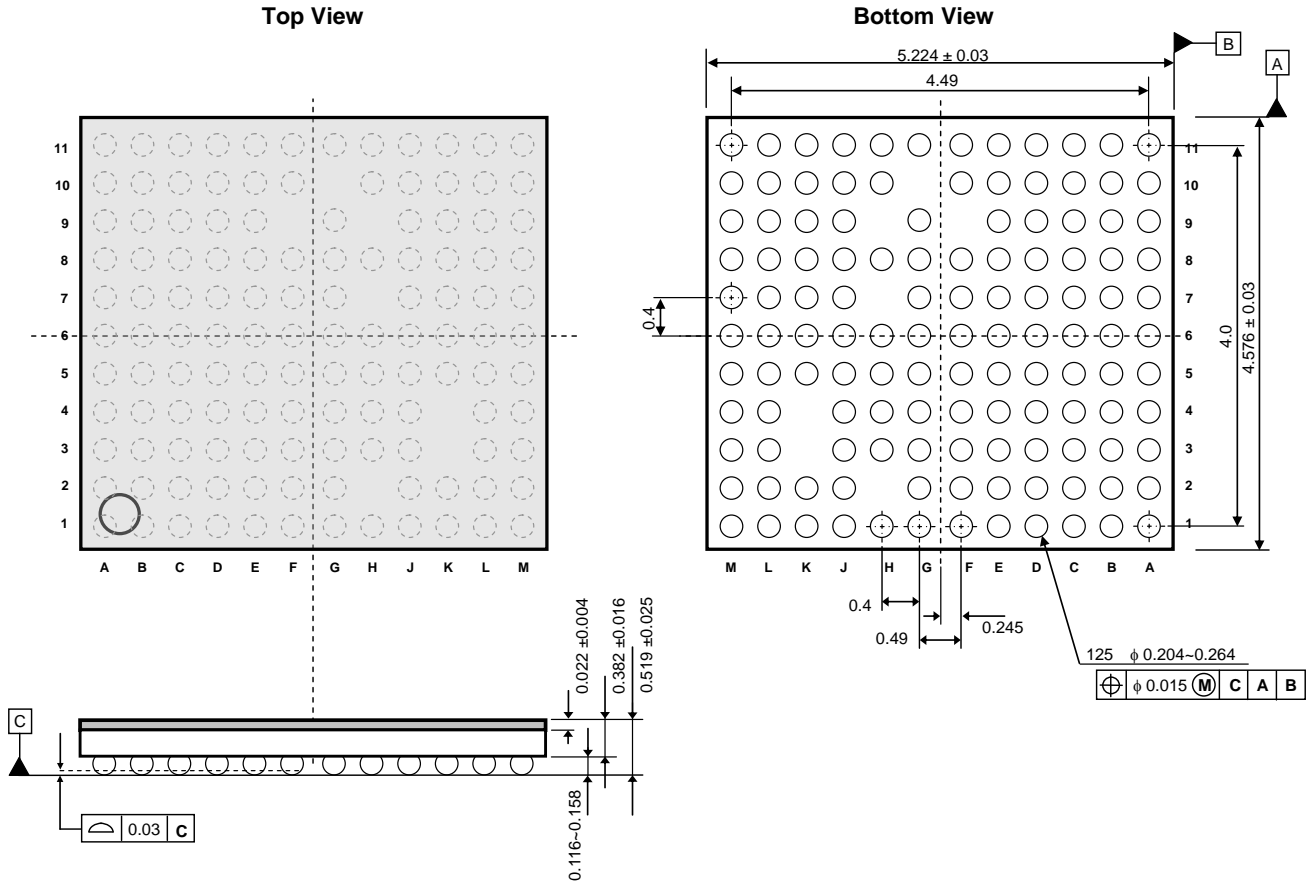


Figure 1. AK4962 Block Diagram

4. Package

■ **Outline Dimensions**

125-pin CSP package (4.576 x 5.224 mm, 0.4 mm (Min.) pitch)



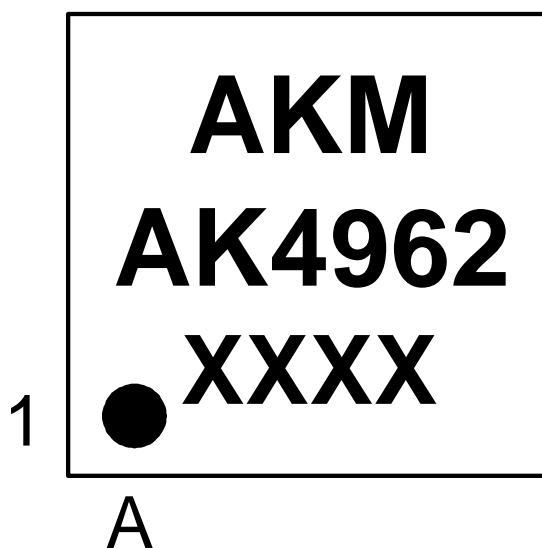
*The pin pitch is 0.4mm except between G and F. The pin pitch between G and F is 0.49 mm.

■ **Material & Lead finish**

Package molding compound: Epoxy, Halogen (bromine and chlorine) free
 Solder ball material: SnAgCuNi

■ **Marking**

CSP Package



XXXX: Date code (4 digits)
Pin #A1 indication

5. Ordering Guide

■ **Ordering Guide**

AK4962ECB	-40 to 85°C	125-pin CSP 4.576 x 5.224mm (0.4 mm (Min.) pitch)
AKD4962		Evaluation board for AK4962

6. Revision History

Date (Y/M/D)	Revision	Reason	Page	Contents
16/01/15	00	First Edition		
16/02/10	01	Error Correction		

Thank you for your access to AKM products information.
More detail product information is available, please contact our sales
office or authorized distributors.

IMPORTANT NOTICE

0. Asahi Kasei Microdevices Corporation ("AKM") reserves the right to make changes to the information contained in this document without notice. When you consider any use or application of AKM product stipulated in this document ("Product"), please make inquiries the sales office of AKM or authorized distributors as to current status of the Products.
1. All information included in this document are provided only to illustrate the operation and application examples of AKM Products. AKM neither makes warranties or representations with respect to the accuracy or completeness of the information contained in this document nor grants any license to any intellectual property rights or any other rights of AKM or any third party with respect to the information in this document. You are fully responsible for use of such information contained in this document in your product design or applications. AKM ASSUMES NO LIABILITY FOR ANY LOSSES INCURRED BY YOU OR THIRD PARTIES ARISING FROM THE USE OF SUCH INFORMATION IN YOUR PRODUCT DESIGN OR APPLICATIONS.
2. The Product is neither intended nor warranted for use in equipment or systems that require extraordinarily high levels of quality and/or reliability and/or a malfunction or failure of which may cause loss of human life, bodily injury, serious property damage or serious public impact, including but not limited to, equipment used in nuclear facilities, equipment used in the aerospace industry, medical equipment, equipment used for automobiles, trains, ships and other transportation, traffic signaling equipment, equipment used to control combustions or explosions, safety devices, elevators and escalators, devices related to electric power, and equipment used in finance-related fields. Do not use Product for the above use unless specifically agreed by AKM in writing.
3. Though AKM works continually to improve the Product's quality and reliability, you are responsible for complying with safety standards and for providing adequate designs and safeguards for your hardware, software and systems which minimize risk and avoid situations in which a malfunction or failure of the Product could cause loss of human life, bodily injury or damage to property, including data loss or corruption.
4. Do not use or otherwise make available the Product or related technology or any information contained in this document for any military purposes, including without limitation, for the design, development, use, stockpiling or manufacturing of nuclear, chemical, or biological weapons or missile technology products (mass destruction weapons). When exporting the Products or related technology or any information contained in this document, you should comply with the applicable export control laws and regulations and follow the procedures required by such laws and regulations. The Products and related technology may not be used for or incorporated into any products or systems whose manufacture, use, or sale is prohibited under any applicable domestic or foreign laws or regulations.
5. Please contact AKM sales representative for details as to environmental matters such as the RoHS compatibility of the Product. Please use the Product in compliance with all applicable laws and regulations that regulate the inclusion or use of controlled substances, including without limitation, the EU RoHS Directive. AKM assumes no liability for damages or losses occurring as a result of noncompliance with applicable laws and regulations.
6. Resale of the Product with provisions different from the statement and/or technical features set forth in this document shall immediately void any warranty granted by AKM for the Product and shall not create or extend in any manner whatsoever, any liability of AKM.
7. This document may not be reproduced or duplicated, in any form, in whole or in part, without prior written consent of AKM.