

# TRIODE THYRATRON

# AN1

Triode inert-gas-filled thyatron with negative control characteristic. Primarily designed for industrial control applications.

This data sheet should be read in conjunction with "DEFINITIONS AND OPERATIONAL RECOMMENDATIONS—THYRATRONS", preceding this section of the Handbook.

## LIMITING VALUES (absolute ratings, not design centre)

It is important that these limits are never exceeded and such variations as mains fluctuations, component tolerances and switching surges must be taken into consideration in arriving at actual valve operating conditions.

Max. peak anode voltage		
Inverse	1.3	kV
Forward	650	V
Max. cathode current		
Peak	2.0	A
Average (max. averaging time 15 secs.)	300	mA
Surge (fault protection max. duration 0.1 secs.)	15	A
Max. negative control-grid voltage		
Before conduction	125	V
During conduction	10	V
Max. average positive control-grid current for anode voltage more positive than -10 V (averaging time 1 cycle)	20	mA
Max. peak positive control-grid current during the time that the anode voltage is more negative than -10 V	1.0	mA
Max. control-grid resistor	1.0	MΩ
Max. peak heater-cathode voltage		
Heater positive	25	V
Heater negative	100	V
Heater voltage limits	3.7 to 4.3	V
Min. valve heating time	30	s
Ambient temperature limits	-75 to +90	°C

*Triode inert-gas-filled thyatron with negative control characteristic. Primarily designed for industrial control applications.*

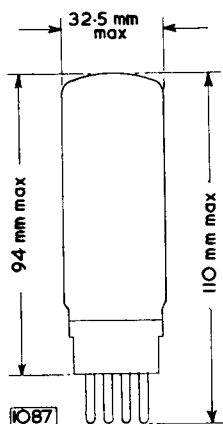
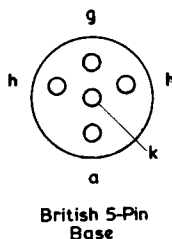
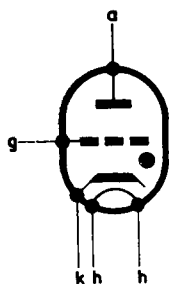
### CHARACTERISTICS

#### Electrical

Heater voltage	4.0	V
Heater current at 4.0 V		
Average	1.45	A
Maximum	1.6	A
Anode to control-grid capacitance	3.3	$\mu\mu\text{F}$
Control-grid to cathode capacitance	4.5	$\mu\mu\text{F}$
Deionisation time (approx.)	500	$\mu\text{s}$
Anode voltage drop (approx.)	9	V
Control ratio	28	

#### Mechanical

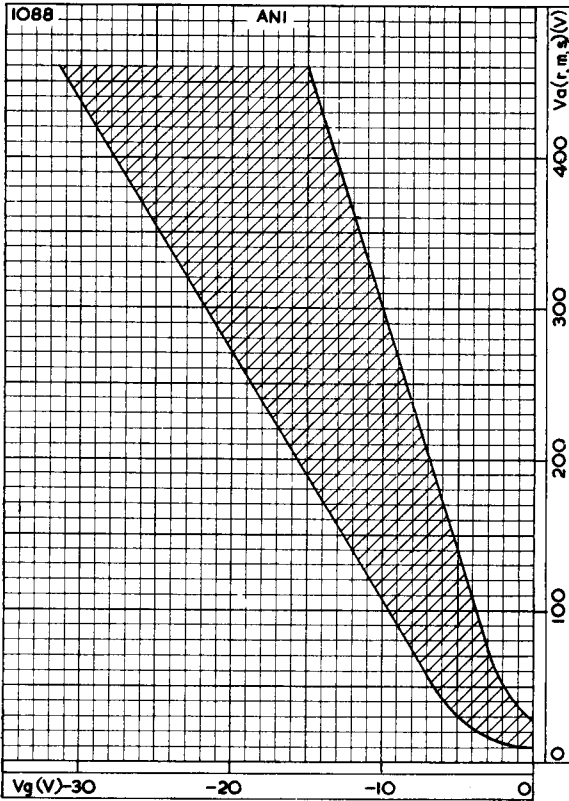
Type of cooling	Convection	
Mounting position	Any	
Max. net weight	{ 1.4	oz
	{ 40	g



# TRIODE THYRATRON

# AN1

Triode inert-gas-filled thyatron with negative control characteristic. Primarily designed for industrial control applications.

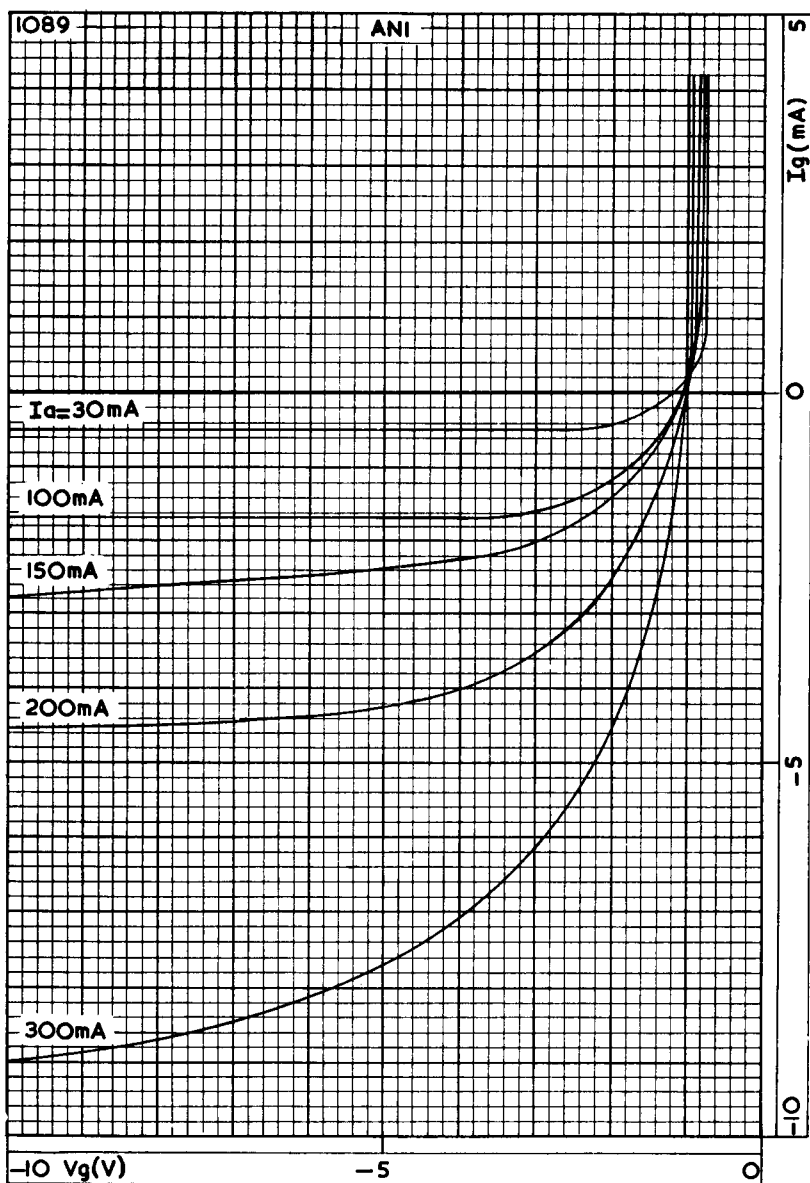


CONTROL CHARACTERISTIC

# ANI

## TRIODE THYRATRON

Triode inert-gas-filled thyatron with negative control characteristic. Primarily designed for industrial control applications.



GRID ION CURRENT CHARACTERISTIC

