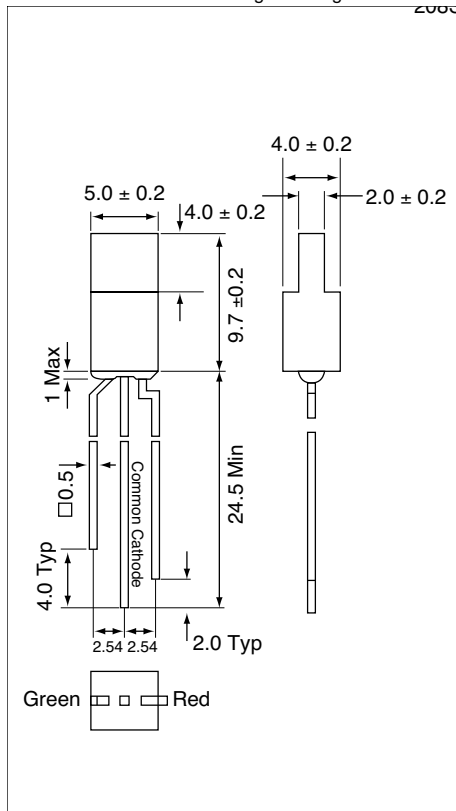


AND208SGA

Standard Bright LED Lamps

www.DataSheet4U.com

Weight: 0.38 g Unit: mm



Product specifications contained herein may be changed without prior notice. It is therefore advisable to contact Purdy Electronics before proceeding with the design of equipment incorporating this product.

AND208SGA

Dual Color

2mm x 5mm Rectangular

Features

- All plastic mold type
- Low drive current, (forward current = 10 – 15 mA)
- Fast response time, capable of pulse operation
- Viewing Angle: 110°
- RoHS Compliant

Optical Characteristics (T = 25°C)

Part Number	Source	Color		Lens Desc.	Luminous Intensity @ 20 mA (mcd)	
		Emitting	Lens		Min.	Typ.
AND208SGA	GaAsP/GaP	Red	White	Diffused	8	14
	GaP	Green	White	Diffused	8	14

Absolute Maximum Ratings (T_A = 25°C)

Characteristics	Symbol	Rating		Unit
		GaAsP/GaP (Red)	GaP (Green)	
Forward Current	I _F	30	25	mA
Reverse Voltage	V _R	5	5	V
Power Dissipation	P _D	105	105	Total Package
Operating Temperature	T _{Opr}	-40 to +85		°C
Storage Temperature Range	T _{Stg}	-40 to +85		°C

Electro-Optical Characteristics (T_A = 25°C)

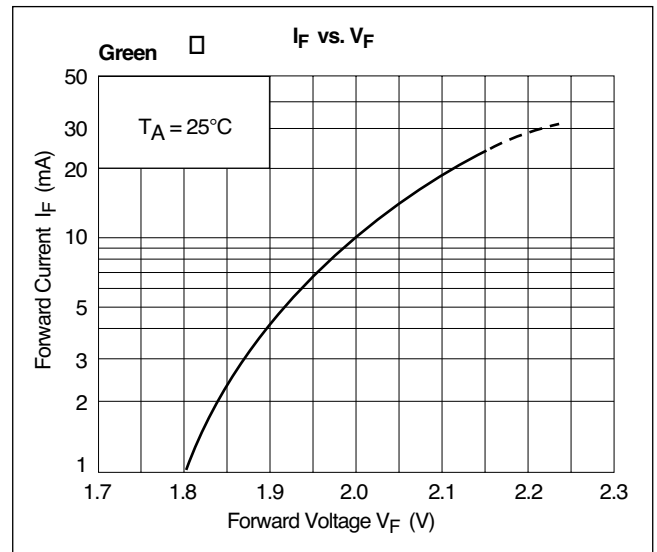
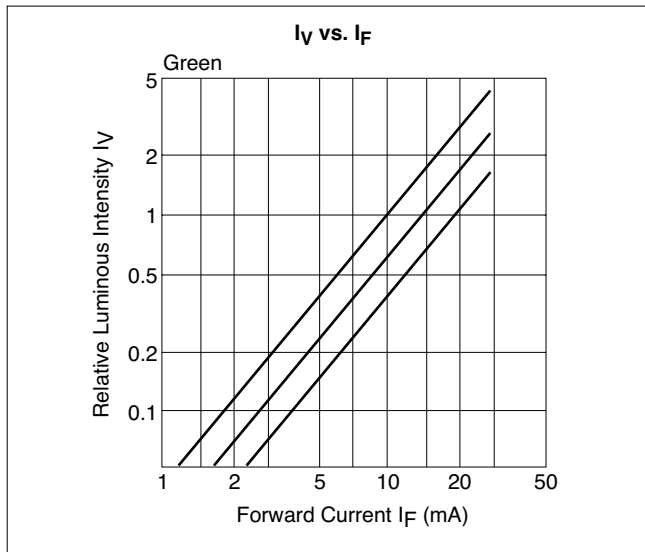
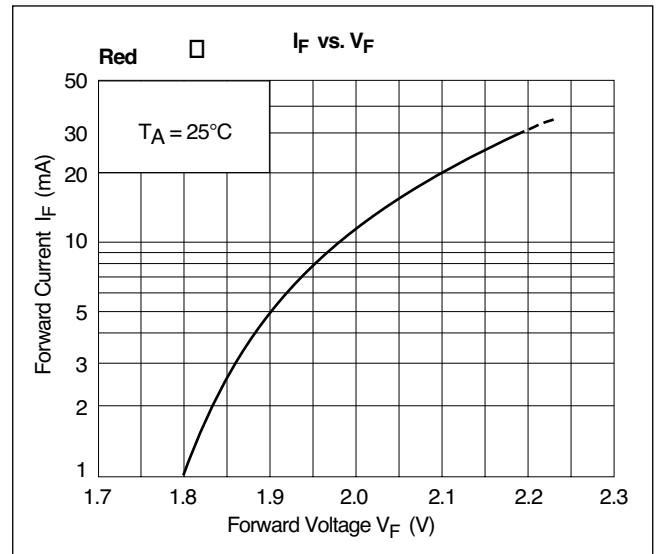
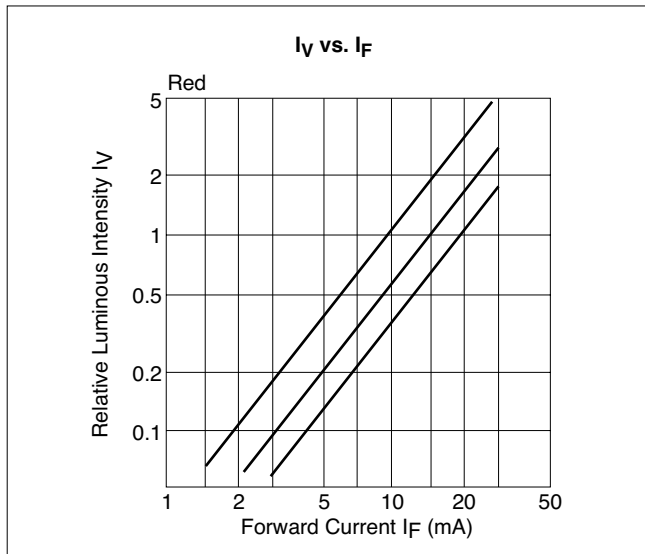
Characteristics	Symbol	Test Condition	Rating				Unit
			GaAsP/GaP (Red)		GaP (Green)		
			Typ.	Max.	Typ.	Max.	
Forward Voltage	V _F	I _F = 20mA	2.0	2.5	2.2	2.5	V
Reverse Current	I _R	V _R = 5 V	–	10	–	10	μA
Peak Emission Wavelength	λ _p	I _F = 20mA	625	–	565	–	nm
Spectral Line Half Width	λ	I _F = 20mA	45	–	30	–	nm

Precaution

Please be careful of the following:

1. Soldering temperature: 260°C max; Soldering time: 3 sec. max; Soldering portion of lead: up to 2 mm from the body of the device.
2. The lead can be formed up to 5 mm from the body of the device without forming stress. Soldering should be performed after the lead forming.

Dual Color



Dual Color

