

# VDSL Hybrid Module

APC77127



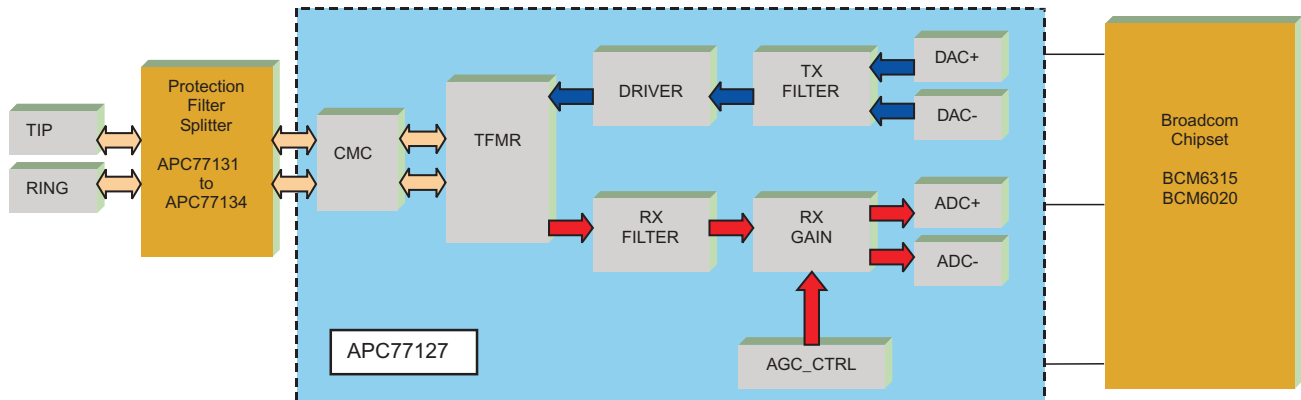
## FEATURES

- Designed for Broadcom BCM6315 and BCM6020 VDSL chipset
- Asymmetric CO design ITU Plan 998 compliant
- Includes 2 wire line interface hybrid, TX and RX filters and AGC control
- 1500V line isolation transformer
- Minimum surface mount footprint for increased line card density

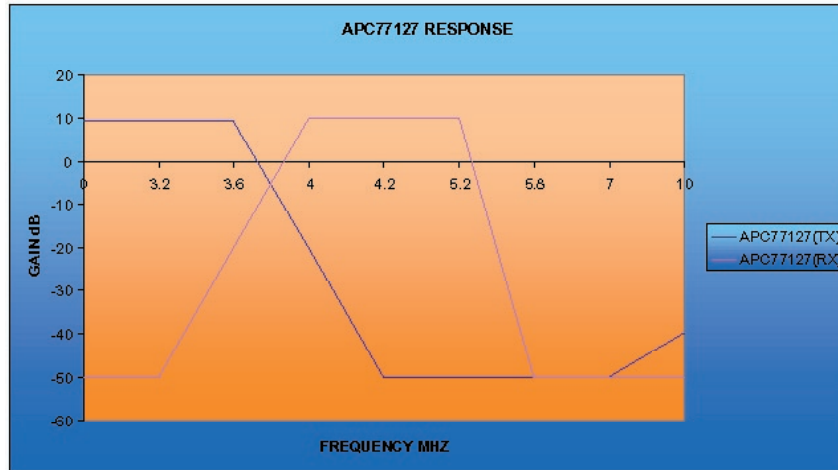
## ELECTRICAL SPECIFICATIONS AT 25°C

Description	Passband Freq	Stopband Freq	Attenuation min	Impedance
VDSL LPF (RX)	DC to 3.6MHz	4.2MHz >	50dB	100R
VDSL BPF (TX)	4MHz to 5.2MHz	DC to 3.2MHz 5.8MHz >	50dB 50dB	100R

## BLOCK DIAGRAM

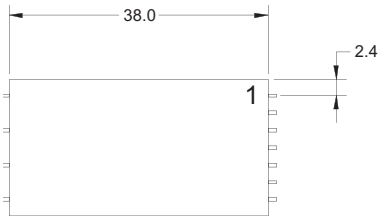


### FREQUENCY ALLOCATION

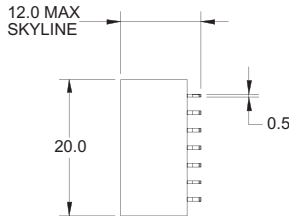


### MECHANICAL


Top View



End View

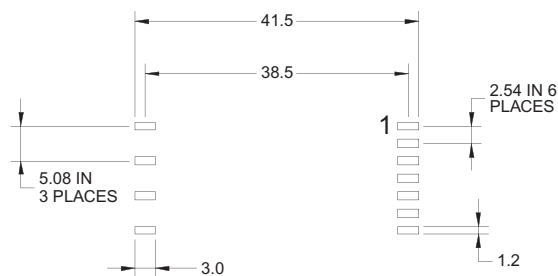


Side View



Pin No.	Signal
1	DACP
2	DACN
3	0V
4	AGC_CTRL
5	+12V
6	ADCP
7	ADCN
8	N/C
9	RING
10	TIP
11	N/C

Recommended PCB Layout



©2003 Bel Fuse Inc. Specifications subject to change without notice. 05.20.03

#### CORPORATE

Bel Fuse Inc.  
206 Van Vorst Street  
Jersey City, NJ 07302  
Tel 201-432-0463  
Fax 201-432-9542  
www.belfuse.com

#### FAR EAST

Bel Fuse Ltd.  
8F / 8 Luk Hop Street  
San Po Kong  
Kowloon, Hong Kong  
Tel 852-2328-5515  
Fax 852-2352-3706  
www.belfuse.com

#### EUROPE

Bel Stewart Connector  
45/46 Riverside  
Medway City Estate  
Rochester, Kent ME2 4DP U.K.  
Tel 44-1634-722890  
Tel 44-1634-716677  
www.belfuse.com