

# AR2500L - AR2512L

**PRV : 50 - 1200 Volts**  
**Io : 25 Amperes**

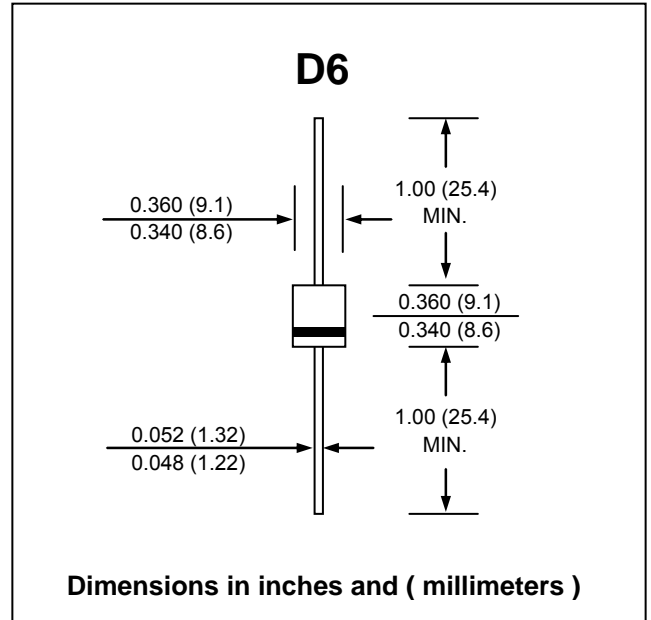
**FEATURES :**

- \* High current capability
- \* High surge current capability
- \* High reliability
- \* Low reverse current
- \* Low forward voltage drop
- \* **Pb / RoHS Free**

**MECHANICAL DATA :**

- \* Case : molded plastic
- \* Epoxy : UL94V-O rate flame retardant
- \* Lead : Axial lead solderable per MIL-STD-202, Method 208 guaranteed
- \* Polarity : Color band denotes cathode end
- \* Mounting position : Any
- \* Weight : 2.049 grams

## AUTOMOTIVE RECTIFIER DIODES



### MAXIMUM RATINGS AND ELECTRICAL CHARACTERISTICS

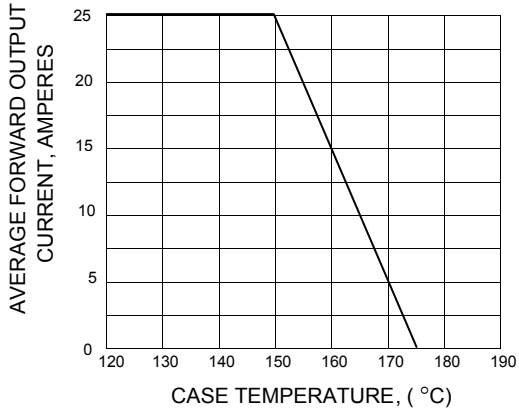
Rating at 25°C ambient temperature unless otherwise specified.  
 Single phase, half wave, 60 Hz, resistive or inductive load.  
 For capacitive load, derate current by 20%.

RATING	SYMBOL	AR 2500L	AR 2501L	AR 2502L	AR 2504L	AR 2506L	AR 2508L	AR 2510L	AR 2512L	UNIT
Maximum Repetitive Peak Reverse Voltage	$V_{RRM}$	50	100	200	400	600	800	1000	1200	V
Maximum RMS Voltage	$V_{RMS}$	35	70	140	280	420	560	700	840	V
Maximum DC Blocking Voltage	$V_{DC}$	50	100	200	400	600	800	1000	1200	V
Average Rectified Forward Current $T_c = 150^\circ C$	$I_{F(AV)}$	25								A
Peak Forward Surge Current Single half sine wave superimposed on rated load (JEDEC Method)	$I_{FSM}$	400								A
Maximum Forward Voltage at $I_F = 25$ Amps.	$V_F$	1.0								V
Maximum DC Reverse Current $T_a = 25^\circ C$ at rated DC Blocking Voltage $T_a = 100^\circ C$	$I_R$	5.0								$\mu A$
	$I_{R(H)}$	1.0								mA
Thermal Resistance (Note 1)	$R_{\theta JC}$	0.8								$^\circ C/W$
Junction Temperature Range	$T_J$	- 65 to + 175								$^\circ C$
Storage Temperature Range	$T_{STG}$	- 65 to + 175								$^\circ C$

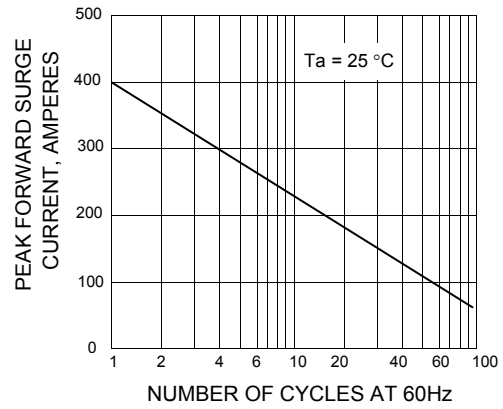
**Note :** (1) Thermal resistance from junction to case. Single side cooled.

**RATING AND CHARACTERISTIC CURVES ( AR2500L - AR2512L )**

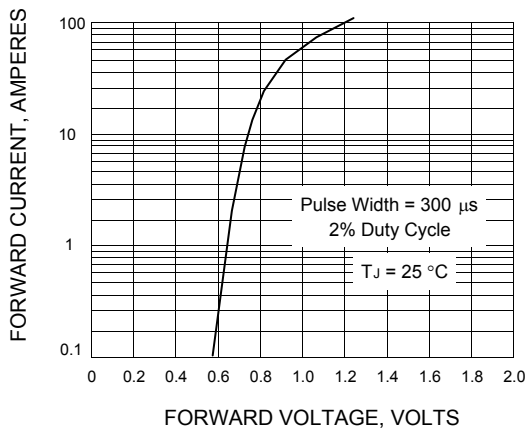
**FIG.1 - DERATING CURVE FOR OUTPUT RECTIFIED CURRENT**



**FIG.2 - MAXIMUM NON-REPETITIVE PEAK FORWARD SURGE CURRENT**



**FIG.3 - TYPICAL FORWARD CHARACTERISTICS**



**FIG.4 - TYPICAL REVERSE CHARACTERISTICS**

