

特徵 FEATURES

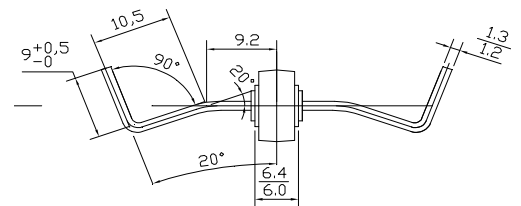
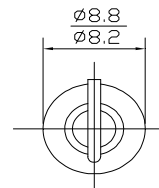
- 高浪涌承受能力。 High surge capability
- 低成本。 Low cost
- 擴散燒結。 Diffused junction
- 大電流承受能力。 High current capability
- 低漏電。 Low leakage
- 高溫焊接保證：250°C/10 秒。

High temperature soldering guaranteed :
250°C for 10 seconds

機械資料 MECHANICAL DATA

- 封 裝：塑膠模型封裝。
Case : Molded plastic case
- 端 子：電鍍端子，軟焊性按照 MIL-STD-202 標準中，方法 208
Terminals : Plated terminals, solderable per
MIL-STD-202, method 208
- 極 性：色環端為陰極。
Polarity : Color band denotes cathode end
- 安裝位置：任意。 Mounting Position: Any
- 重 量：2.0 克。 Weight: 2.0 grams

LEAD BUTTON



尺寸單位：inch(mm)

Dimension in inches (millimeters)

極限值和電參數 TA=25°C 除非另有規定。單相、正半弦波、60HZ、抗阻
或電感負載。為電容裝載。

MAXIMUM RATINGS AND ELECTRICAL CHARACTERISTICS

Rating at 25°C Ambient temp. unless otherwise specified.

Single phase, half sine wave, 60HZ, resistive or inductive load.

	SYMBOL	ARLF								UNITS
		3505	351	352	354	356	358	3510	3512	
最大峰值反向電壓 Maximum recurrent reverse voltage	VRRM	50	100	200	400	600	800	1000	1200	Volts
最大 RMS 輸入電壓 Maximum RMS voltage	VRMS	35	70	140	280	420	560	700	840	Volts
最大直流阻斷電壓 Maximum DC blocking voltage	VDC	50	100	200	400	600	800	1000	1200	Volts
最大平均正向整流電流 Maximum average forward rectified current at Tc=60°C	I(AV)	35								Amps
正向峰值浪涌電流 Peak forward surge current single sine-wave on rated load (JEDEC Method)	IFSM	300								Amps
6.0A時最大正向瞬間電壓降 Maximum instantaneous forward voltage drop at 6A, Tj=25°C	VF	1.0								Volts
最大反向漏電流 Maximum DC reverse current TA=25°C at rated DC blocking voltage TA=100°C	IR	5.0 100.0								A
工作溫度和存儲溫度 Operating and Storage Temperature Range	TJ TSTG	-55 TO +150								°C

RATING AND CHARACTERISTIC CURVES ARL3505F THRU ARL3512F

FIG. 1- 輸出電流降額曲線
FIG. 1 - DERATING CURVE FOR OUTPUT RECTIFIER CURRENT

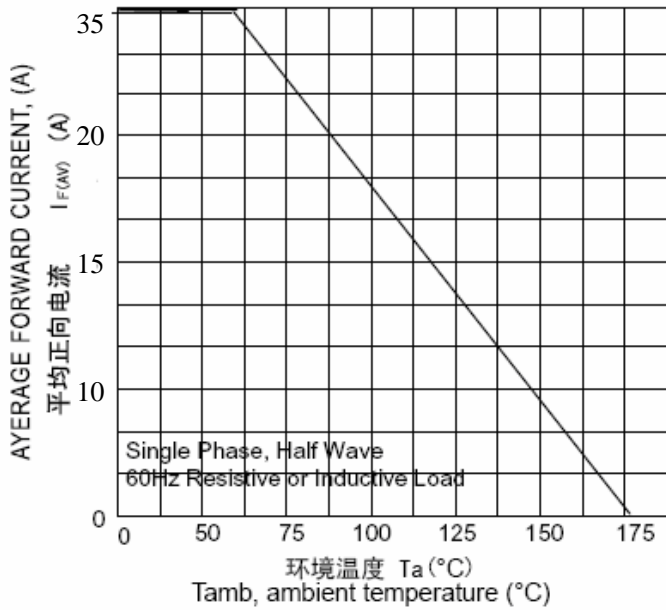


FIG. 3 - 瞬間正向特性曲線(典型值)
FIG. 3 - TYPICAL INSTANTANEOUS FORWARD CHARACTERISTICS

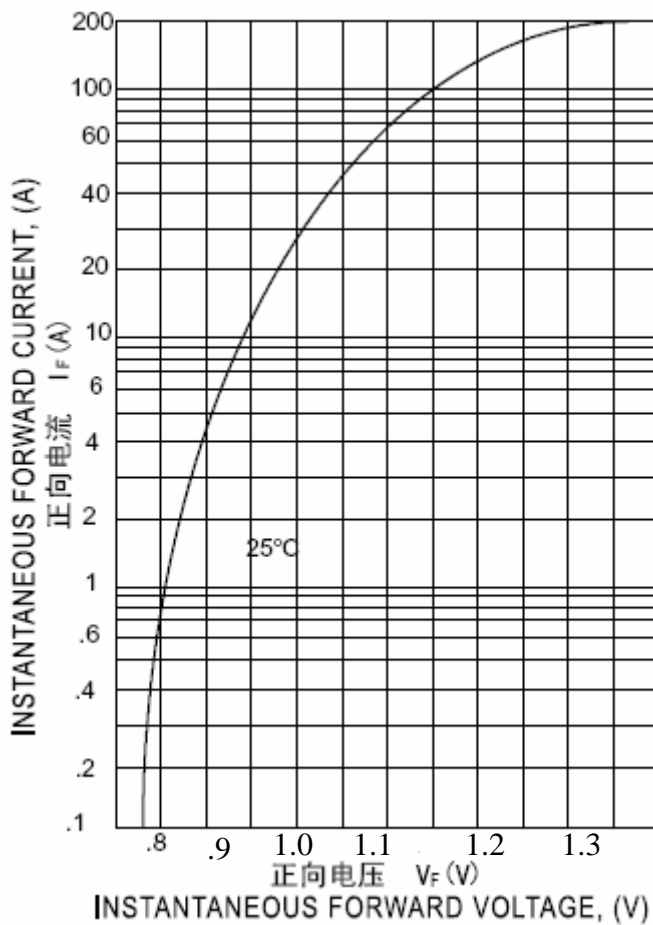


FIG. 2 - 浪涌特性曲線 (最大值)
FIG. 2 - MAXIMUM NON - REPETITIVE PEAK FORWARD SURGE CURRENT

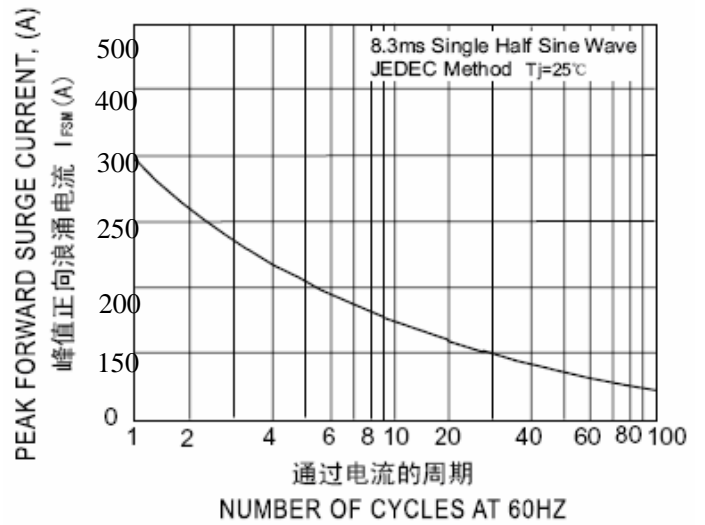


FIG. 4 - 反向特性曲線(典型值)
FIG. 4 - TYPICAL REVERSE CHARACTERISTICS

