


ARV CONNECTOR

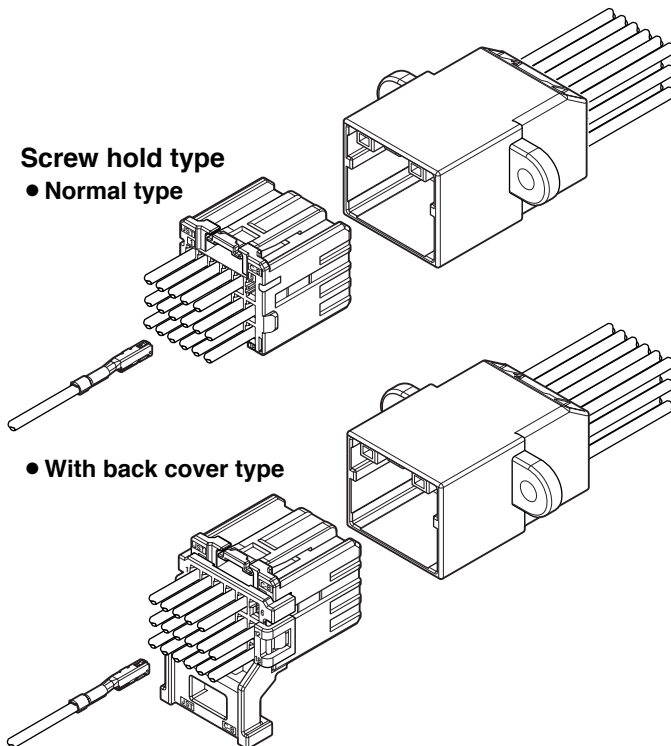
Wire-to-wire



0.64 Unsealed wire-to-wire connection system for unsealed applications, requiring Automotive durability.

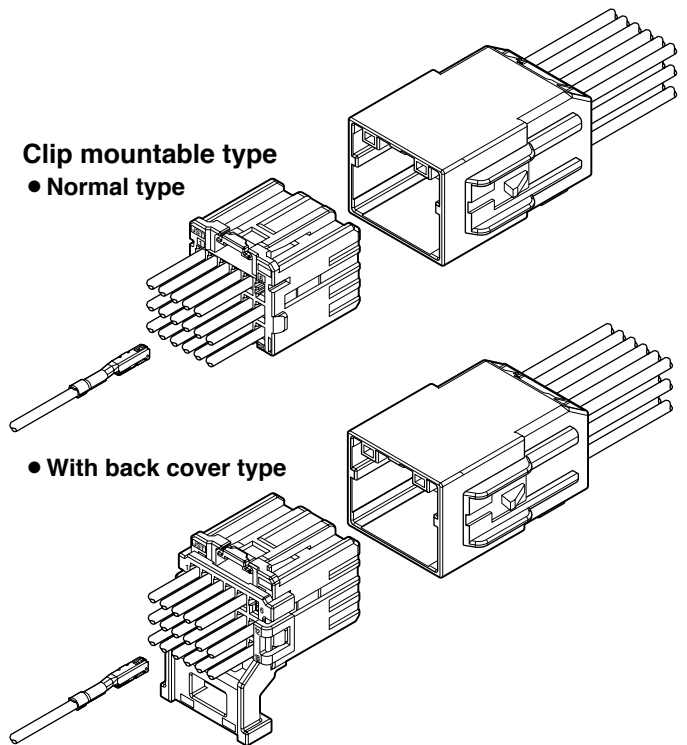
Features

- 12 Circuits, 18 Circuits and 22 Circuits Wire-to-Wire Connection
- Optional Wire Routing Attachment (to optimize packaging space)
- Versatile Mounting Options
- Latch Overstress Feature
- Both Female and Male Connectors utilize Independent Secondary Lock for Terminal retention



Screw hold type
● Normal type

● With back cover type



Clip mountable type
● Normal type

● With back cover type

Specifications

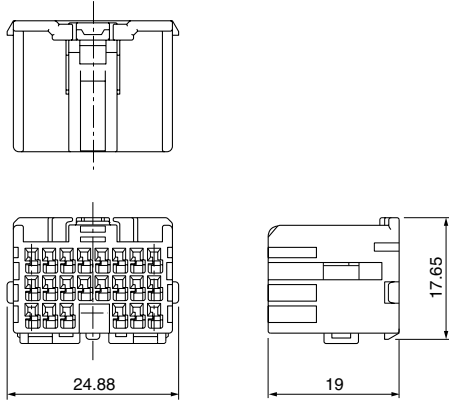
- Current rating: 5A DC max.
- Voltage rating: 14V DC
- Temperature range: -40°C to +125°C
(including temperature rise in applying electrical current)
- Contact resistance: Initial value/15mΩ max.
After environmental testing/15mΩ max.
- Insulation resistance: 100MΩ min.
- Applicable Wire: TXL/ ISO 0.35mm² to 0.75mm²
O.D. ≤ 1.9mm (AWG#22 to #20)
(Female Terminal)
ISO 0.35mm² to 0.5mm²
O.D. ≤ 1.7mm (AWG#22 to #20)
(Male Terminal)

* Compliant with ELV/RoHS.
* Contact JST for details.

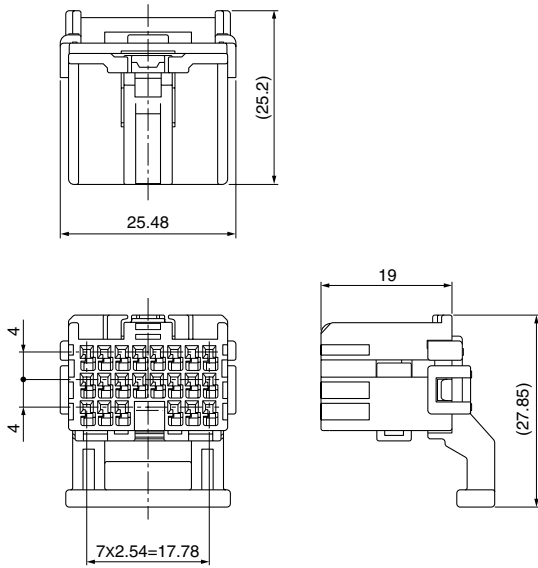
ARV CONNECTOR

Female Connector

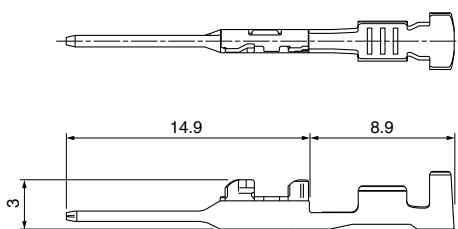
● 22 circuits



● 22 circuits (With back cover)



Male terminal



Circuits	Model No.	Back Cover	Q'ty/box
12	ARVPB-12-2AK	No	1,500
	ARVPB-12C12-2AK	Yes	1,500
18	ARVPB-18-3AK	No	1,000
	ARVPB-18C18-3AK	Yes	1,000
22	ARVPB-22-3AK	No	Note)
	ARVPB-22C22-3AK	Yes	Note)

Material

Housing: PBT, black
 TPA: Glass-filled PBT, natural (white)
 Back cover: Glass-filled PBT, black

Note: Contact JST for details.

Model No.	Applicable wire range		Q'ty/reel
	Conductor (mm ²)	Insulation O.D. (mm)	
SNAC3W-A021T-0.64	0.35 to 0.5	≤1.7	7,000

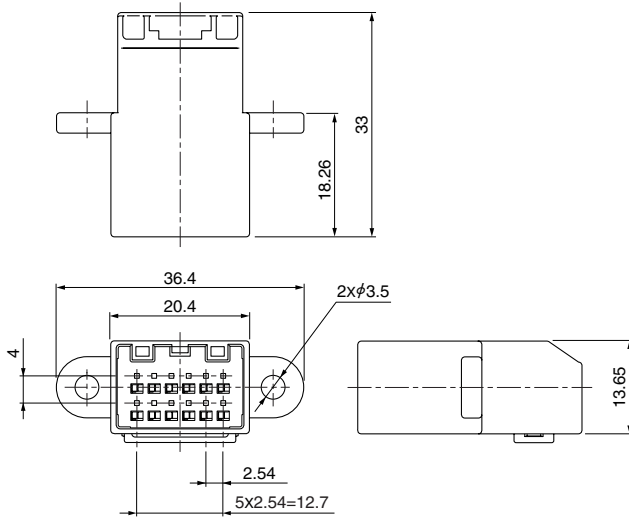
Material and Finish

Brass, tin-plated (reflow treatment)

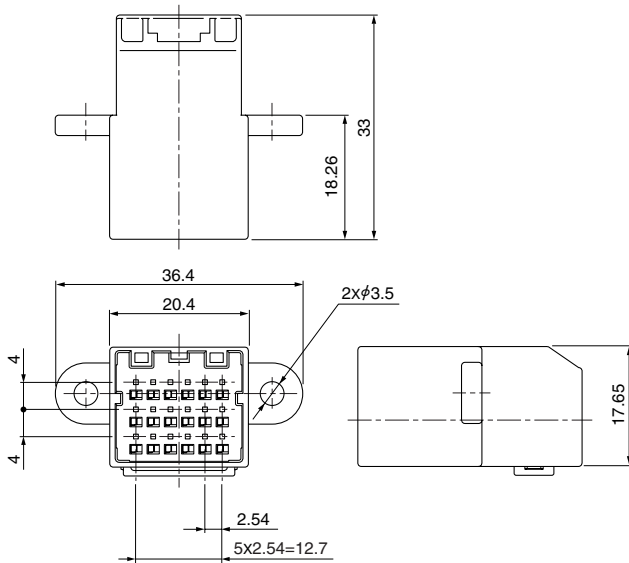
Male connector

Screw hole type

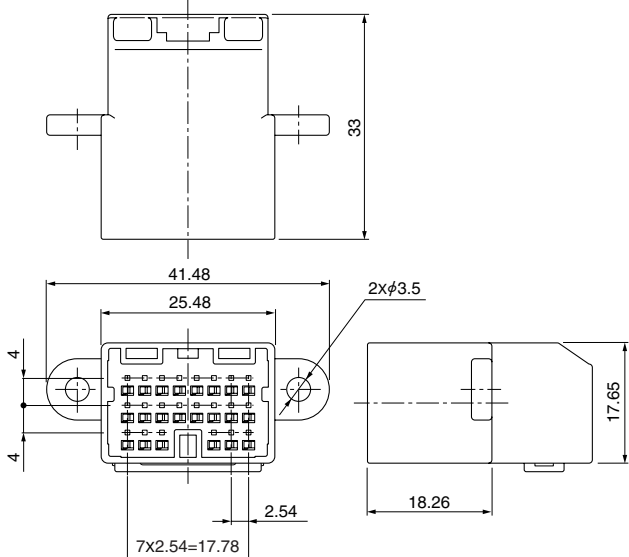
● 12 circuits (ARVWSB-12-2AK)



● 18 circuits (ARVWSB-18-3AK)

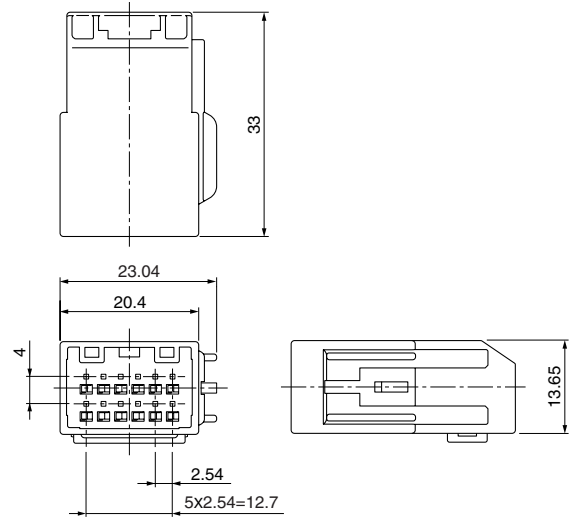


● 22 circuits (ARVWSB-22-3AK)

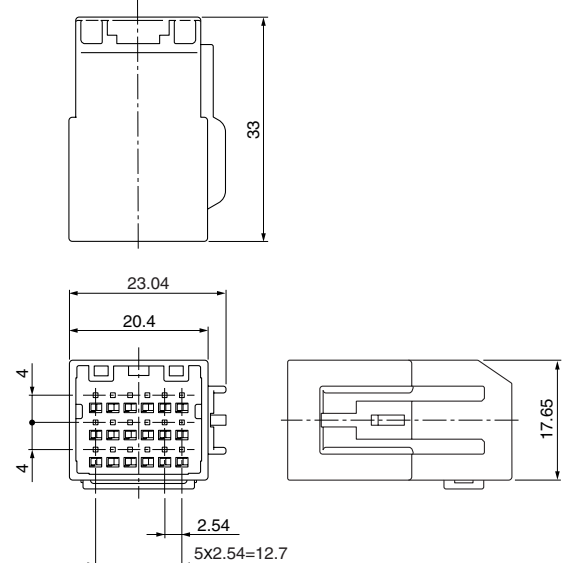


Clip mountable type

● 12 circuits (ARVWSB-12C-2AK)



● 18 circuits (ARVWSB-18C-3AK)



Circuits	Model No.	Clip mountable	Q'ty/box
12	ARVWSB-12-2AK	No	1,000
	ARVWSB-12C-2AK	Yes	1,000
18	ARVWSB-18-3AK	No	750
	ARVWSB-18C-3AK	Yes	750
22	ARVWSB-22-3AK	No	Note)

Material

Housing: Glass-filled PBT, black
PBT, black (22 only)

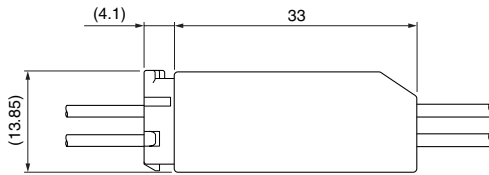
TPA: Glass-filled PBT, natural (white)

Note: Contact JST for details.

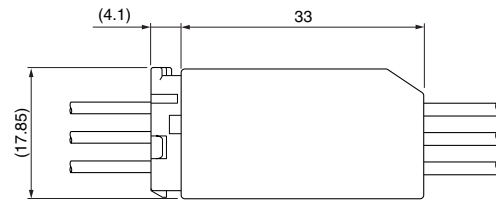
ARV CONNECTOR

Assembly layout

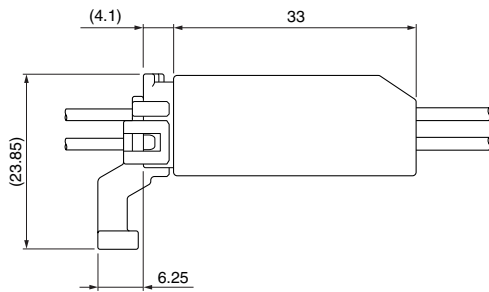
• 12 circuits



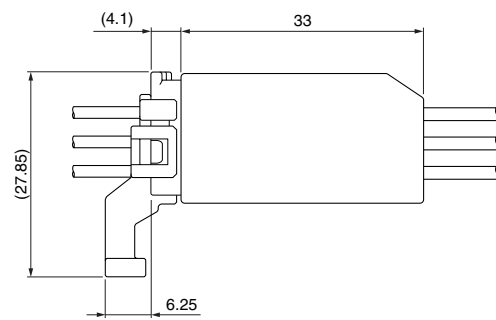
• 18, 22 circuits



• 12 circuits (With back cover)



• 18, 22 circuits (With back cover)



Crimping machine, Applicator

Strip terminal	Crimping machine	Crimp applicator MKS-L	
		Dies	Crimp applicator with dies
SAIT-A03()-M064	AP-K2N	MK/SAIT-A03-064	APLMK SAIT-A03-064
SAIT-A02()-M064		MK/SAIT-A02-064	APLMK SAIT-A02-064
SNAC3W-A021()-0.64		MK/SNAC3W-A021-064	APLMK SNAC3W-A021-064

Note: When crimping operation is conducted using an applicator and die set other than the above, JST cannot guarantee the performance of the terminal.