


ADSL Transformers

For Alcatel, Motorola
and TI chip sets



This product is not RoHS-compliant. Contact Coilcraft for current status or possible alternatives.

These transformers have been designed to provide optimum performance with the ADSL chip sets from a variety of leading manufacturers.

They feature a compact size, minimum DC resistance and very low leakage inductance. Primary inductance is stable from -40°C to $+85^{\circ}\text{C}$ and the longitudinal balance is optimized for the best overall performance at the ADSL transmission speed. Most parts have been designed to meet UL 1950 requirements.

For free evaluation samples or to discuss custom designs, please contact Coilcraft.

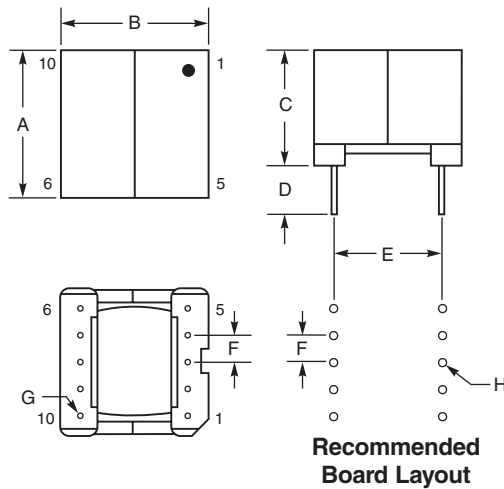
Part number	Mounting	Chip set	Line side inductance (mH)	Leakage inductance max (μH)	DCR max (Ohms)	
					Chip side	Line side
AS8426-A	THT	Alcatel DynaMiTe MTK-20140	0.410 \pm 10%	6.5	0.130 (10-8), 0.095 (9-7)	0.200 (1-3, 2-4)
AS8446-A	SMT	Alcatel DynaMiTe MTK-20140	0.410 \pm 10%	6.5	0.130 (10-8), 0.095 (9-7)	0.200 (1-3, 2-4)
AS8696-B	THT	Alcatel DynaMiTe MTK-20140	0.442 \pm 5%	5.0	0.375 (10-8), 0.310 (9-7)	0.425 (1-3, 2-4)
AS8697-B	SMT	Alcatel DynaMiTe MTK-20140	0.442 \pm 5%	5.0	0.375 (10-8), 0.310 (9-7)	0.415 (1-3, 2-4)
AS8425-A	THT	Motorola MC145660/MS143462SK	3.96 \pm 5%	18	2.42 (10-6), 1.87 (9-7)	2.53 (1-4, 2-5)
AS8397-B	SMT	Motorola MC145660/MS143462SK	3.96 \pm 5%	18	2.42 (10-6), 1.87 (9-7)	2.53 (1-4, 2-5)
AS8578-A	THT	TI TNETD4000R/3000R	1.5 \pm 5%	18	0.800 (1-4)	3.75 (10-7)
AS8579-A	SMT	TI TNETD4000R/3000R	1.5 \pm 5%	18	0.800 (1-4)	3.75 (10-7)

Part number	Dielectric strength (V)	Turns ratio line:chip	Capacitance max (pF)	Longitudinal balance min (dB)	THD @ 20 kHz typ (dB)	Designed to meet
AS8426-A	3000	2:1	N/A	45 (30 kHz – 1.1 MHz)	-77	UL 1950
AS8446-A	2300	2:1	N/A	45 (30 kHz – 1.1 MHz)	-77	UL 1950
AS8696-B	3000	1:1	N/A	45 (30 kHz – 1.1 MHz)	-84	UL 1950
AS8697-B	2300	1:1	N/A	45 (30 kHz – 1.1 MHz)	-84	UL 1950
AS8425-A	1875	1.2:1	N/A	40 (20 kHz – 1.1 MHz)	-92	UL 1950
AS8397-B	1875	1.2:1	N/A	40 (20 kHz – 1.1 MHz)	-92	UL 1950
AS8578-A	1875	1.42:1	35.0	40 (20 kHz – 1.1 MHz)	-85	UL 1950
AS8579-A	1875	1.42:1	35.0	40 (20 kHz – 1.1 MHz)	-85	UL 1950

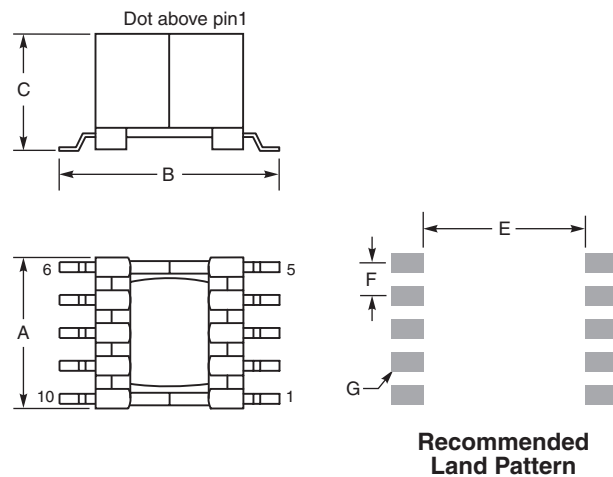
1. All electrical specifications referenced to line side.
2. Operating temperature range -40°C to $+85^{\circ}\text{C}$.
3. Electrical specifications at 25°C .

ADSL Transformers for Alcatel, Motorola, TI

Through Hole Transformers



Surface Mount Transformers



A max	B max	C max	D min	E	F typ	G dia	H dia
0.550	0.550	0.500	0.100	0.400	0.100	0.013	0.032
13,97	13,97	12,70	2,54	10,16	2,54	0,33	0,82

A max	B max	C max	E	F typ	G typ
0.530	0.699	0.500	0.590	0.098	0.050 × 0.061
13,46	17,75	12,70	14,99	2,50	1,27 × 1,55

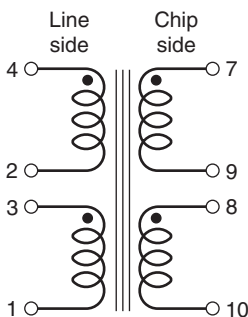
Packaging 50 parts per tray

Packaging

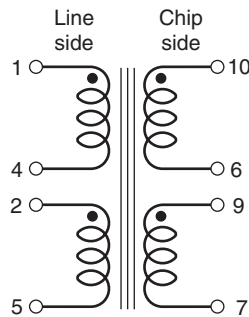
AS8446-A, AS8697-B, AS8579-A: 100 parts per tray
AS8379-A: 175 per 13" reel. Plastic tape: 32 mm wide, 0.5 mm thick, 28 mm pocket spacing, 12.93 mm pocket depth

Schematics

AS8426-A, AS8446-A
 AS8696-B, AS8697-B



AS8425-A, AS8397-B



AS8578-A, AS8579-A

