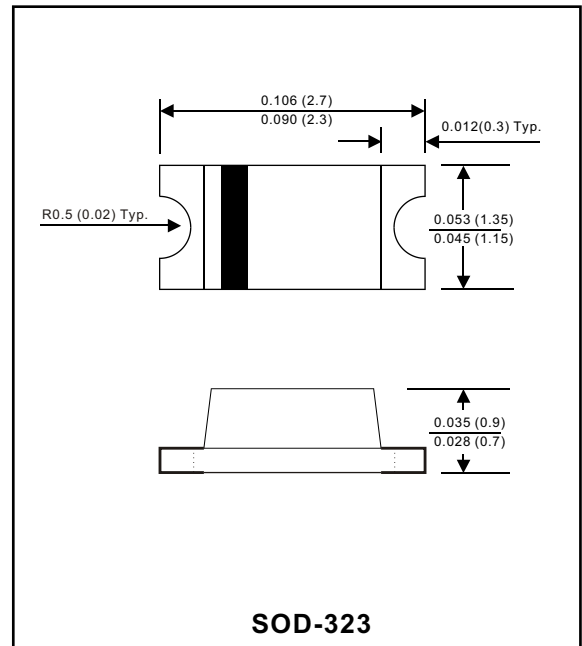


ASD751V-N

Surface mount small signal type

Features

- Extermely low VF
- Extermely thin package
- Low stored charge
- Majority carrier conduction



Mechanical data

Case : Molded plastic, JEDEC SOD-323
 Terminals : Solder plated, solderable per ML-STD-750, Method 2026
 Polarity : Indicated by cathode band
 Mounting Position : Any
 Weight : 0.000159 ounce, 0.0045 gram

MAXIMUM RATINGS (AT T_A=25°C unless otherwise noted)

PARAMETER	CONDITIONS	Symbol	MIN.	TYP.	MAX.	UNIT
Repetitive peak reverse voltage		V _{RM}			40	V
Continuous reverse voltage		V _R			30	V
Mean rectifying current		I _O			30	mA
Forward surge current	8.3ms single half sine-wave superimposed on rate load (JEDEC methode)	I _{FSM}		200		mA
Capacitance between terminals	f=1MHz and applied 10VDC reverse voltage	C _T		20		pF
Storage temperature		T _J	-40		+125	°C
Operating temperature		T _{STG}	-40		+125	°C

ELECTRICAL CHARACTERISTICS (AT T_A=25°C unless otherwise noted)

PARAMETER	CONDITIONS	Symbol	MIN.	TYP.	MAX.	UNIT
Forward voltage	I _F = 1.0 mA DC	V _F		0.26	0.37	V
Reverse current	V _R = 30 V DC	I _R		0.17	0.5	uA

RATING AND CHARACTERISTIC CURVES (ASD751V-N)

FIG.1-TYPICAL FORWARD CHARACTERISTICS

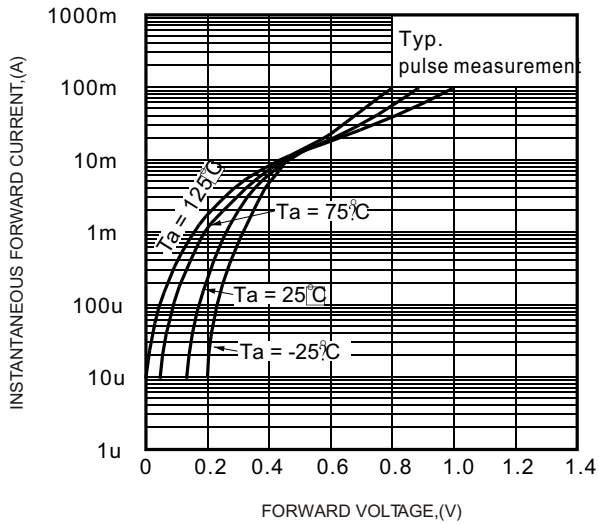


FIG.2 - TYPICAL REVERSE CHARACTERISTICS

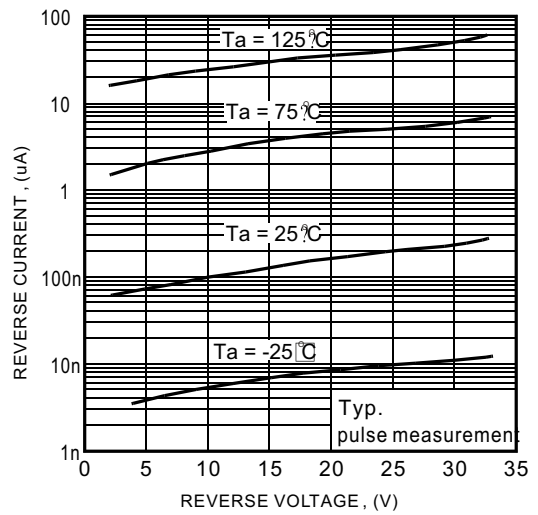


FIG.3-TYPICAL TERMINALS CAPACITANCE

