

# INVERTER SPEC

■ PRODUCT : CCFL BACKLIGHT INVERTER

■ MODEL NAME : AT-0104-HT7 Rev.E

WRITTEN	CHECKED	APPROVAL

## P.I.S Corporation

Head Office : Room 703, Byucksan Sunyoung Technopia,  
196-5, Ojeon-Dong, Uiwang-City,  
Kyonggi-Do, 437-821, Korea

TEL : + 82-31-457-2780

FAX : + 82-31-457-2782



## 1. APPLICATION

This document specified the detailed product requirements of inverter AT-0104-HT 7"

This is a RoHS Directive compliant product.

(RoHS Directive compliant: This means that, except for exempted applications, lead, cadmium, mercury, hexavalent chromium, and specified bromite fire retardant materials of PBB and PBDE are not used based on EU Directive 2002/95/EC.)

## 2. SUITABLE LOAD

LCD MODULE : Hitachi 7" 1LAMP LCD PANEL ETC...

## 3. ABSOLUTE MAXIMUM RATINGS

ITEM	SYMBOL	SPEC	UNIT	REMARKS
INPUT SUPPLY VOLTAGE	Vin 1	11.0 ~ 13.0	V	
ON/OFF CONTROL VOLTAGE	Vin 2	0 ~ 6.0	V	
DIMMING CONTROL VOLTAGE	BRT_ADJ	0 ~ 3.5	V	
OPERATING TEMPERATURE	Top	-20 ~ 60	℃	
STORAGE TEMPERATURE	Tstg	-30 ~ 80	℃	
RELATIVE HUMIDITY	RH	90	%	

## 4. ELECTRICAL CHARACTERISTICS

### 1) Input Characteristics

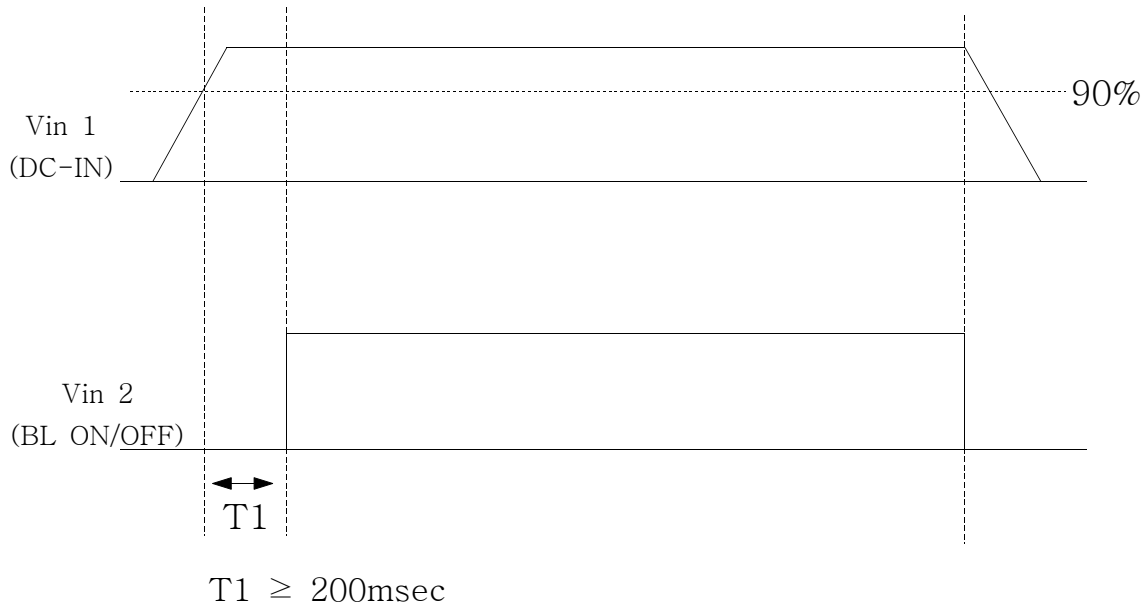
ITEM	SYMBOL	ACTION	SPECIFICATION			UNIT
			MIN	TYP	MAX	
INPUT SUPPLY VOLTAGE	V <sub>in 1</sub>		11.0	12.0	13.0	Vdc
INPUT CURRENT	I <sub>in</sub>		0.25	0.35	0.45	Adc
ON/OFF CONTROL VOLTAGE	V <sub>in 2</sub>	BKLT_ON	2.0 ~ 5.0			Vdc
		BKLT_OFF	0 ~ 0.3			
DIMMING CONTROL VOLTAGE	BRT_ADJ	BRT_MAX	5.0			
		BRT_MIN	0			

### 2) Output Characteristics

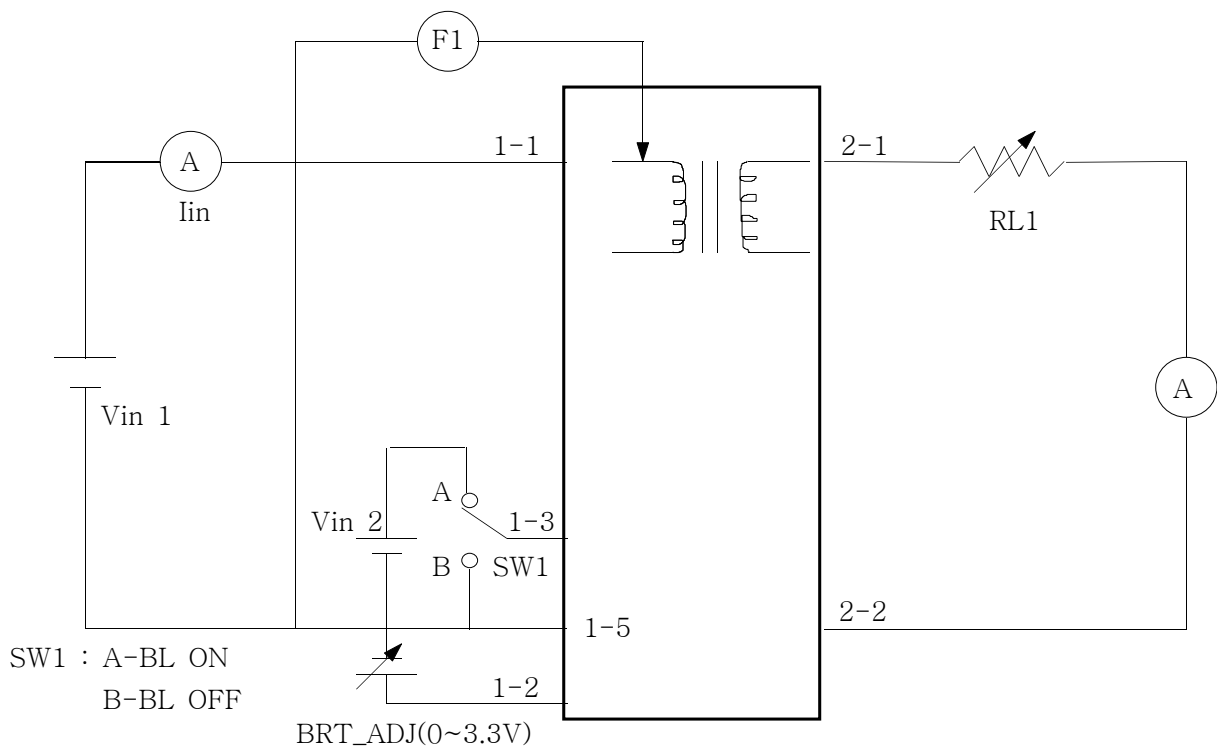
ITEM	SYMBOL	CONDITION			SPECIFICATION			UNIT
		V <sub>in1</sub> (Vdc)	BRT- ADJ	RL(k $\Omega$ ) (Ref)	MIN	TYP	MAX	
OUTPUT CURRENT	I <sub>out1</sub> (max)	12	5.0V	80 $\pm$ 0.5	3.0	3.5	4.0	mArms
	I <sub>out1</sub> (min)	12	0V	80 $\pm$ 0.5	1.0	2.0	2.5	
FREQUENCY	F1	12	5.0V	80 $\pm$ 0.5	40	50	60	KHz
DIMMING FREQUENCY	F <sub>D</sub>	12	0V	80 $\pm$ 0.5	300	400	500	Hz

MODEL	AT-0104
REV.	E
DATE	2007. 4. 11

### 3) Sequence for inverter



### 4) Test Circuit



## 4. INTERFACE

- 1) CN1 CONNECTOR : 12505WR-05A00(P)(YEONHO etc.)  
 or A1250WRA-S-05P(JOINTTECH)  
 or JE204-D1T-05(JAEEUN)

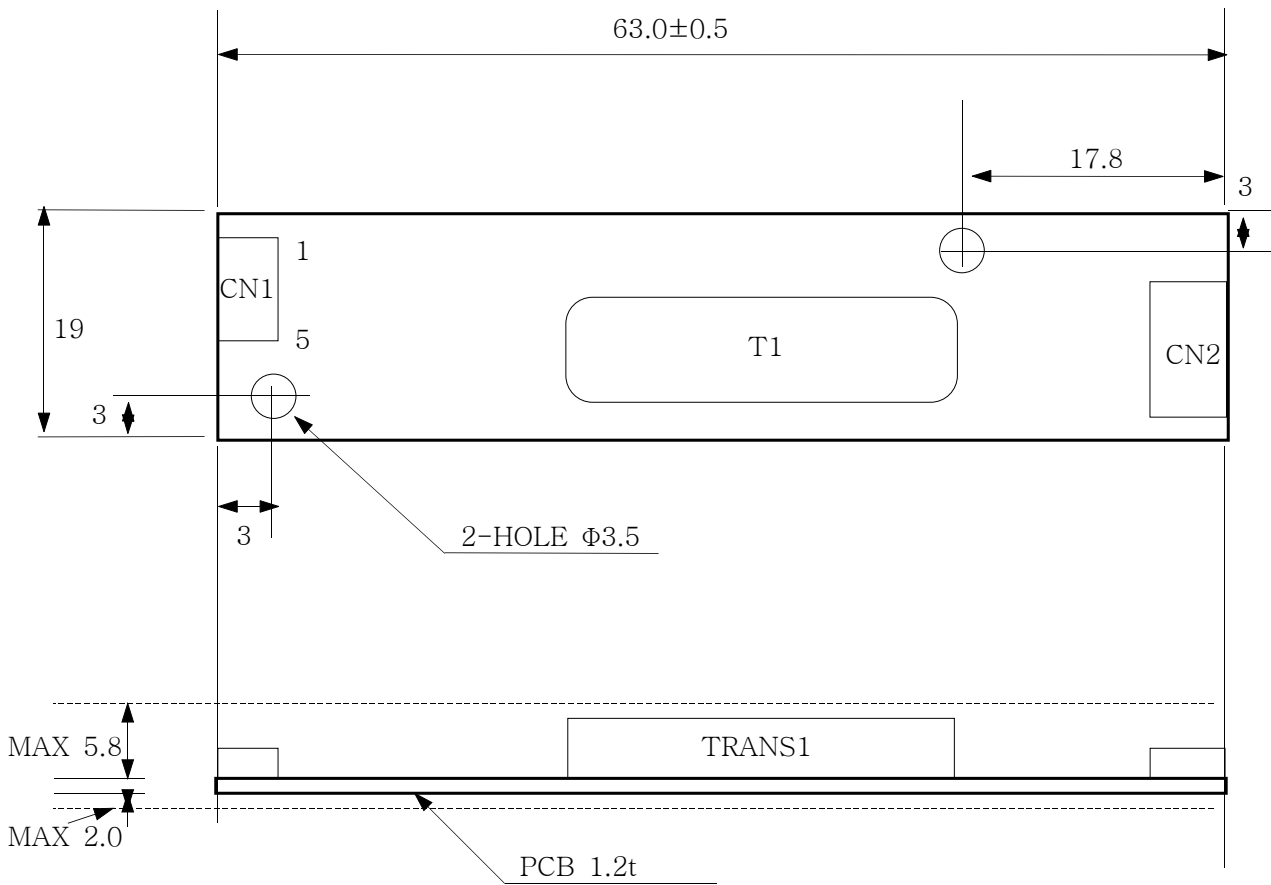
PIN NO	SYMBOL	REMARK
1	DC-IN(Vin)	DC INPUT POWER(12V)
2	BRT_ADJ	0V(MIN) ~ 3.3V(MAX)
3	BL ON/OFF	CCFL DRIVE SIGNAL(5V/0V)
4	N.C	NO CONNECTION
5	GND	GND

- 2) CN2 CONNECTOR : 20015WR-05A00(P)(YEONHO etc.)  
 or A4000WR-DS-02PD2(JOINTTECH)  
 or JE206-D1T-02(JAEEUN)

PIN NO	SYMBOL	REMARK
1	HOT	HIGH
2	COLD	LOW

MODEL	AT-0104
REV.	E
DATE	2007. 4. 11

## 5. APPEARANCE (UNIT:mm)



TOLERANCE :  $\pm 0.3\text{mm}$