



Digital Attenuator, 15.5 dB, 5-Bit, TTL Driver, DC-3.5 GHz

V 4.00

AT90-1283

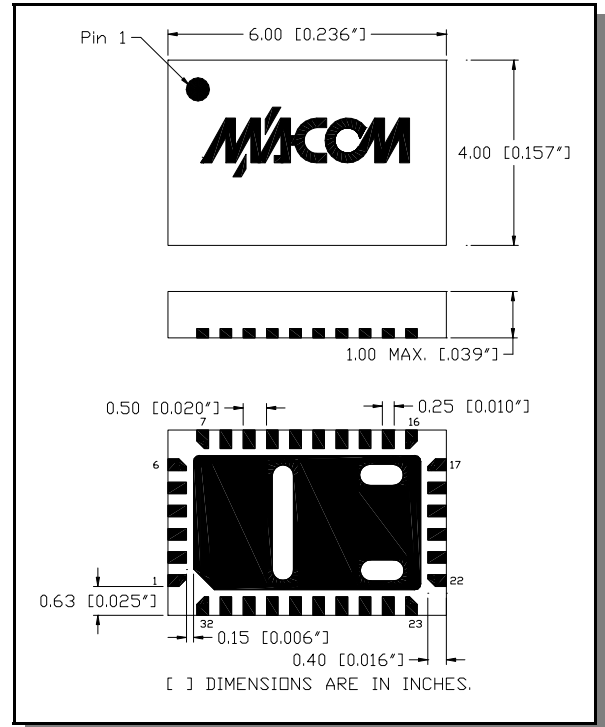
Features

- Attenuation: 0.5 dB Steps to 15.5 dB
- Single Positive Supply
- Contains Internal DC to DC Converter
- Low DC Power Consumption
- Small Footprint, JEDEC Package
- Integral TTL Driver
- 50 ohm Impedance

Description

M/A-COM's AT90-1283 is a GaAs FET 5-bit digital attenuator with integral TTL driver. Step size is 0.5 dB providing a 15.5 dB total attenuation range. This device is in an FQFP-N plastic surface mount package. The AT90-1283 is ideally suited for use where accuracy, fast speed, very low power consumption and low costs are required.

CSP-1



Electrical Specifications $T_A = +25^\circ\text{C}$

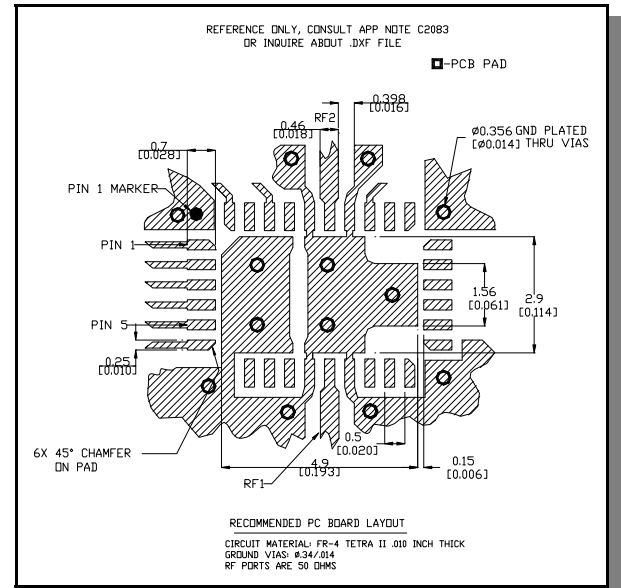
Parameter	Test Conditions	Frequency	Units	Min	Typical	Max
Insertion Loss	—	DC - 3.5 GHz	dB	—	2.8	3.2
Attenuation Accuracy	Individual Bits 0.5-1-4-8 dB Individual Bit 2 dB Any Combination of Bits 1 to 15.5 dB	DC - 3.5 GHz	dB	—	—	$\pm(.3 +5\%$ of atten setting)
		DC - 3.5 GHz	dB	—	—	$\pm(.4 +10\%$ of atten setting)
		DC - 3.5 GHz	dB	—	—	$\pm(.5 +7\%$ of atten setting)
VSWR	Full Range	DC - 3.5 GHz	Ratio	—	1.6:1	1.8:1
Switching Speed	50% Cntl to 90%/10% RF 10% to 90% or 90% to 10%	—	nS	—	75	150
		—	nS	—	20	50
1 dB Compression	—	50 MHz	dBm	—	+21	—
		0.5 - 3.5 GHz	dBm	—	+29	—
Input IP_3	Two-tone inputs up to +5 dBm	50 MHz	dB	—	+35	—
		0.5-3.5 GHz	dB	—	+48	—
+Vcc	—	—	V	4.75	5.0	5.25
Logic "0"	Sink Current is 20 μA max.	—	V	0.0	—	0.8
Logic "1"	Source Current is 20 μA max.	—	V	2.0	—	5.0
lcc	Vcc min to max, Logic "0" or "1"	—	mA	—	6	10

Pin Configuration

Pin #	Function	Pin #	Function
1	GND	17	NC
2	C8	18	NC
3	C4	19	+Vcc ²
4	C2	20	NC
5	C1	21	Cp ⁴
6	C0.5	22	NC
7	GND	23	Cp ⁴
8	NC	24	NC
9	NC	25	-Vee ^{3,5}
10	NC ¹	26	GND
11	GND	27	RF2
12	RF1	28	GND
13	GND	29	NC ¹
14	NC	30	-Vee ^{3,5}
15	NC	31	NC
16	NC	32	+Vcc ^{2,6}

1. Pins 10 & 29 must be isolated
2. Pin 19 must be connected to Pin 32.
3. Pin 25 must be connected to Pin 30.
4. .01 μ F cap must be between pins 21 & 23.
5. -Vee produced internally and requires a .1 μ F cap to GND.
6. +Vcc requires a .1 μ F cap to GND.

Recommended PCB Layout ⁷



7. Application Note C2083 is available on line at www.macom.com

Truth Table

C8	C4	C2	C1	C0.5	Attenuation
0	0	0	0	0	Loss, Reference
0	0	0	0	1	0.5 dB
0	0	0	1	0	1.0 dB
0	0	1	0	0	2.0 dB
0	1	0	0	0	4.0 dB
1	0	0	0	0	8.0 dB
1	1	1	1	1	15.5 dB

0 = TTL Low; 1 = TTL High

Absolute Maximum Ratings ⁸

Parameter	Absolute Maximum
Max. Input Power 0.05 GHz 0.5 - 3.5 GHz	+27 dBm +34 dBm
+Vcc	+5.5V
Logic Voltages ⁹	-0.5 to +Vcc + 0.5V
Operating Temperature	-40°C to +85°C
Storage Temperature	-65°C to +125°C

8. Operation of this device above any one of these parameters may cause permanent damage.
9. Standard CMOS TTL interface, latch-up will occur if logic signal is applied prior to power supply.

Specifications subject to change without notice.

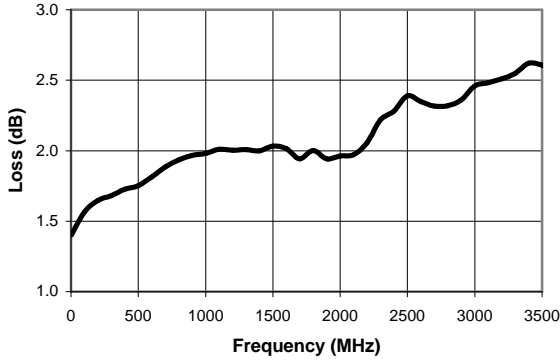
- North America: Tel. (800) 366-2266
- Asia/Pacific: Tel.+81-44-844-8296, Fax +81-44-844-8298
- Europe: Tel. +44 (1344) 869 595, Fax+44 (1344) 300 020

Visit www.macom.com for additional data sheets and product information.

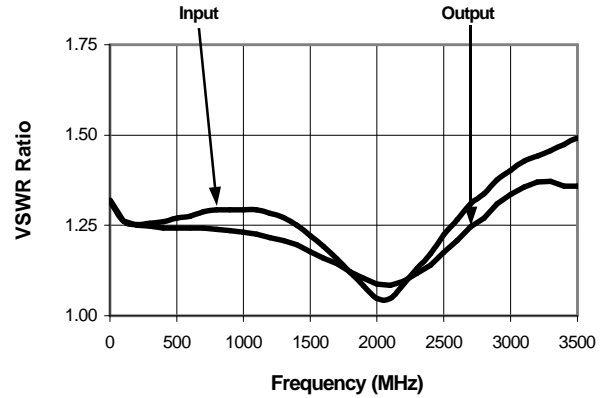


Typical Performance Curves

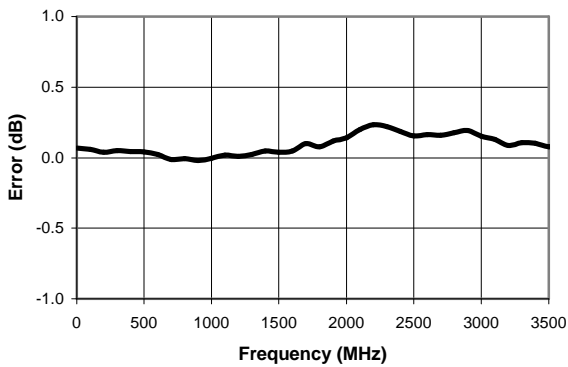
Insertion Loss



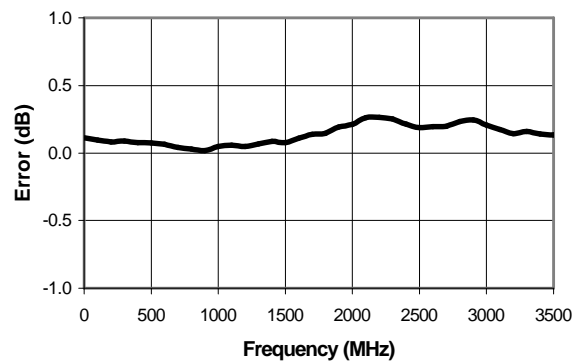
VSWR @ Insertion Loss



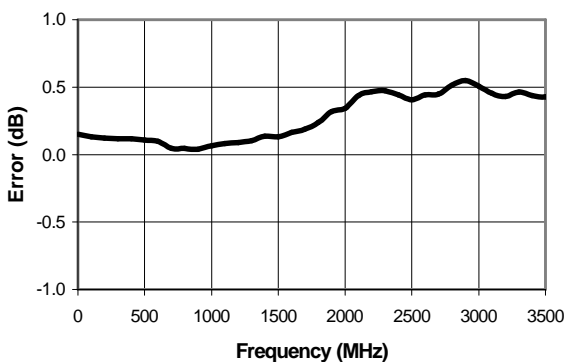
Attenuation Error, 0.5 dB Bit



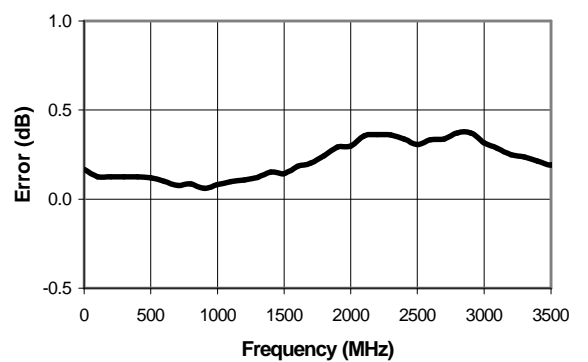
Attenuation Error, 1 dB Bit



Attenuation Error, 2 dB Bit



Attenuation Error, 4 dB Bit



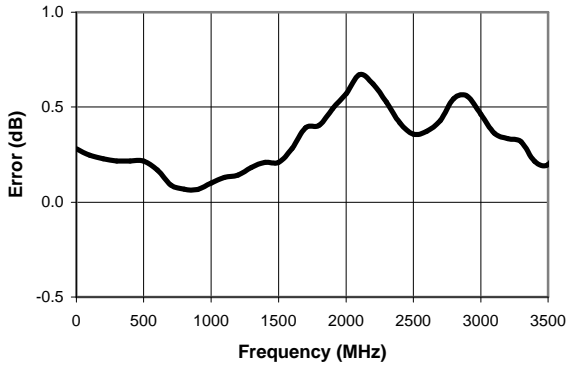
Specifications subject to change without notice.

- North America: Tel. (800) 366-2266
- Asia/Pacific: Tel.+81-44-844-8296, Fax +81-44-844-8298
- Europe: Tel. +44 (1344) 869 595, Fax+44 (1344) 300 020

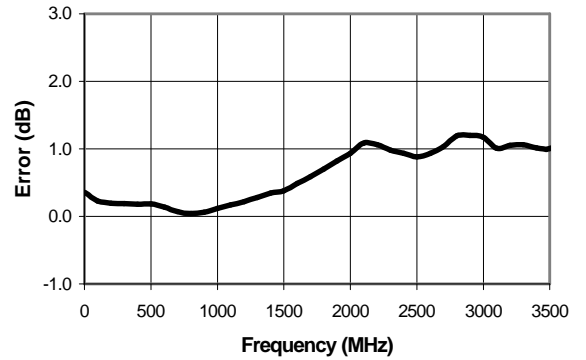
Visit www.macom.com for additional data sheets and product information.

Typical Performance Curves

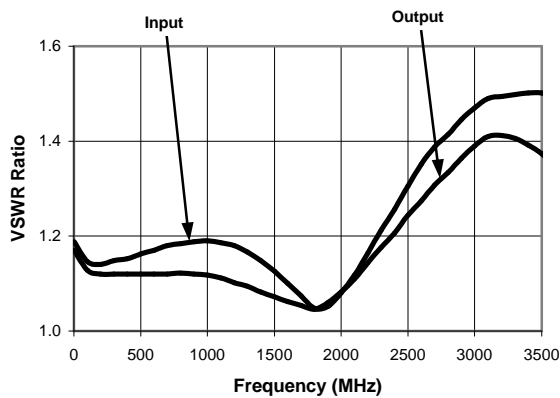
Attenuation Error, 8 dB Bit



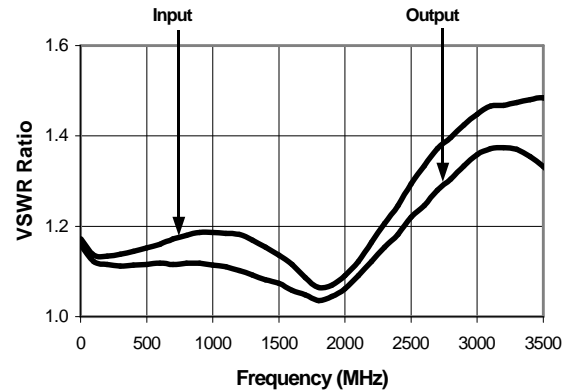
Attenuation Error, Max. Attenuation



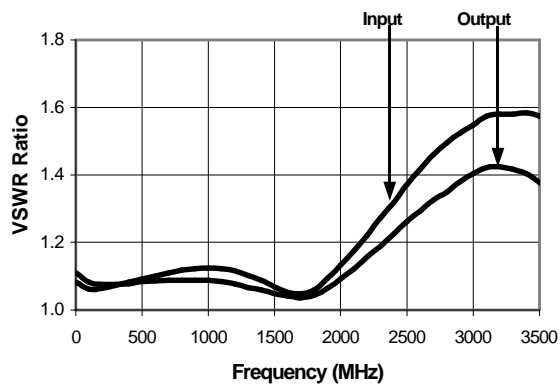
VSWR, 0.5 dB Bit



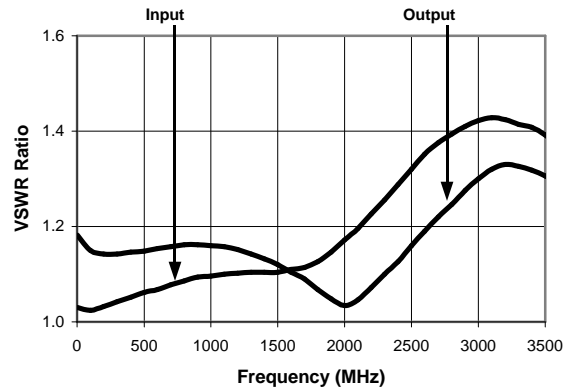
VSWR, 1 dB Bit



VSWR, 2 dB Bit



VSWR, 4 dB Bit

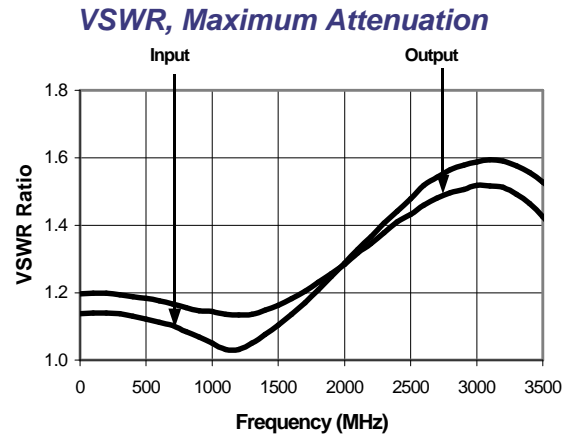
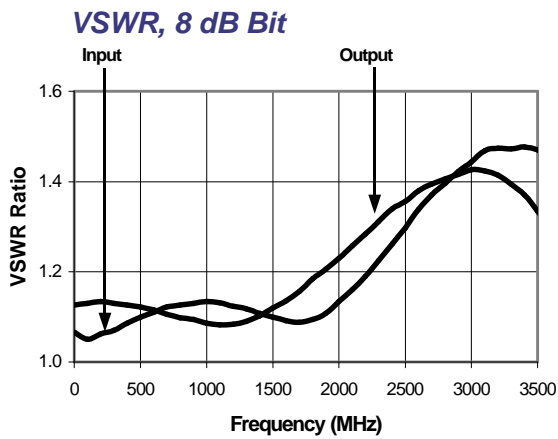


Specifications subject to change without notice.

- North America: Tel. (800) 366-2266
- Asia/Pacific: Tel.+81-44-844-8296, Fax +81-44-844-8298
- Europe: Tel. +44 (1344) 869 595, Fax+44 (1344) 300 020

Visit www.macom.com for additional data sheets and product information.

Typical Performance Curves



Ordering Information

Part Number	Package
AT90-1283	Bulk Packaging
AT90-1283TR	Tape and Reel (1K Reel)
AT90-1283-TB	Units Mounted on Test Board

Specifications subject to change without notice.

- North America: Tel. (800) 366-2266
- Asia/Pacific: Tel.+81-44-844-8296, Fax +81-44-844-8298
- Europe: Tel. +44 (1344) 869 595, Fax+44 (1344) 300 020

Visit www.macom.com for additional data sheets and product information.