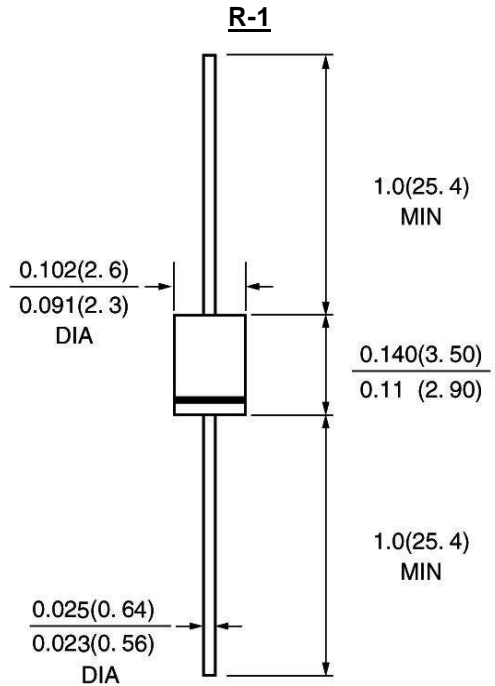


AU02JG**FAST RECOVERY GLASS PASSIVATED
JUNCTION RECTIFIER****VOLTAGE: 600V****CURRENT: 0.8A****FEATURE**

Molded case feature for auto insertion
 High current capability
 Low leakage current
 High surge capability
 High temperature soldering guaranteed
 250°C /10sec/0.375" lead length at 5 lbs tension
 Glass Passivated chip

MECHANICAL DATA

Terminal: Plated axial leads solderable per
 MIL-STD 202E, method 208C
 Case: Molded with UL-94 Class V-0 recognized Flame
 Retardant Epoxy
 Polarity: color band denotes cathode
 Mounting position: any



Dimensions in inches and (millimeters)

MAXIMUM RATINGS AND ELECTRICAL CHARACTERISTICS

(single-phase, half-wave, 60HZ, resistive or inductive load rating at 25°C, unless otherwise stated,
 for capacitive load, derate current by 20%)

	SYMBOL	AU02JG	units
Maximum Recurrent Peak Reverse Voltage	V _{rrm}	600	V
Maximum RMS Voltage	V _{rms}	420	V
Maximum DC blocking Voltage	V _{dc}	600	V
Maximum Average Forward Rectified Current 3/8" lead length at T _a =50°C	I _{f(av)}	0.8	A
Peak Forward Surge Current 8.3ms single Half sine-wave superimposed on rated load	I _{fsm}	25.0	A
Maximum Instantaneous Forward Voltage at rated forward current	V _f	1.3	V
Maximum DC Reverse Current T _a =25°C at rated DC blocking voltage T _a =125°C	I _r	5.0 100.0	μA μA
Typical Junction Capacitance (Note 1)	C _j	15.0	pF
Maximum Reverse Recovery Time (Note 2)	T _{rr}	150	nS
Operating Temperature (Note 3)	R _{th(ja)}	50.0	°C /W
Storage and Operation Junction Temperature	T _{stg} , T _j	-55 to +150	°C

Note:

1. Measured at 1.0 MHz and applied voltage of 4.0Vdc
2. Test Condition I_f =0.5A, I_r =1.0A, I_{rr} =0.25A
3. Thermal Resistance from Junction to Ambient at 0.375" lead length, P.C. Board Mounted

RATINGS AND CHARACTERISTIC CURVES AU02JG

1

FIG.2 - DERATING CURVE FOR OUTPUT RECTIFIED CURRENT

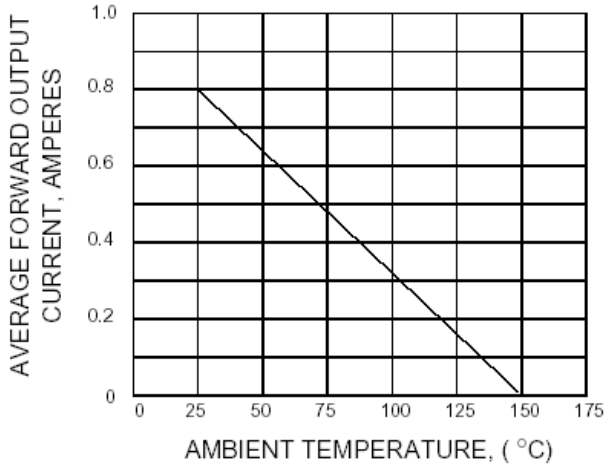


FIG.3 - MAXIMUM NON-REPETITIVE PEAK FORWARD SURGE CURRENT

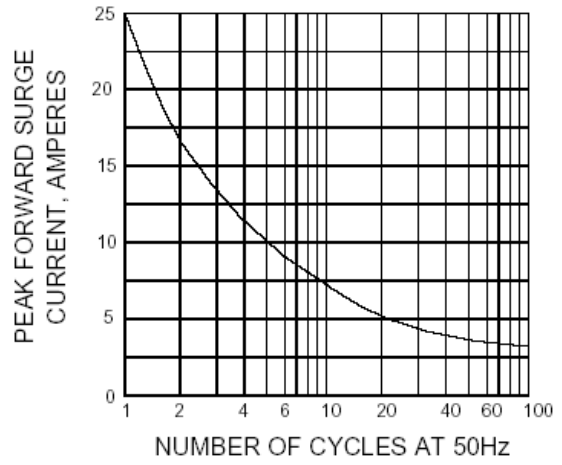


FIG.4 - TYPICAL FORWARD CHARACTERISTICS

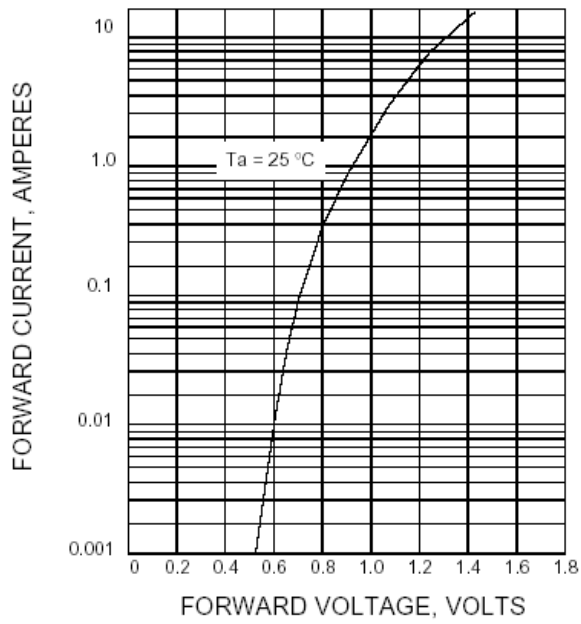
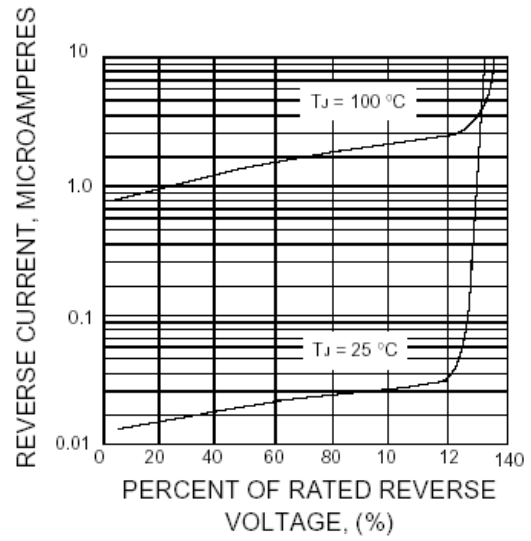


FIG.5 - TYPICAL REVERSE CHARACTERISTICS



1