

# AV10-S Low Power Series

## 10 Watt Single Output

21

### Features

- Small size and low profile:  
2.0" x 1.0" x 0.35"  
(50.8 x 25.4 x 9.0mm<sup>3</sup>)
- Industry standard footprint
- High efficiency: 82%
- 2:1 wide input voltage of 18-36V,  
36-72V
- Isolated output: 3.3V, 5V, 5.2V, 8V,  
12V, 15V, 96V

### Environmental

- Operating case temperature range:  
-25°C to 95°C
- Storage temperature:  
-40°C to 105°C
- MTBF: See Application Manual

### Safety

UL	UL60950
CSA	CSA22.2-60950
TUV/CE	IEC/EN60950

### Electrical Specifications

#### Input

Input Range	18 to 36 Vdc 36 to 72 Vdc
-------------	------------------------------

#### Output

Voltage Setpoint Accuracy	± 1%Vo max. (± 2% Vo for 3.3V Output)
Line Regulation	± 0.2%Vo max.
Load Regulation	± 0.5%Vo max. (± 1% Vo for 3.3V Output)
Ripple and Noise	100mVpp max. (75mVpp max. for 3.3V Output)
Transient Response	5%Vo max. ; recovery < 200uSec max. (25% step load change from 50%Io) di / dt : 1A / 10µs

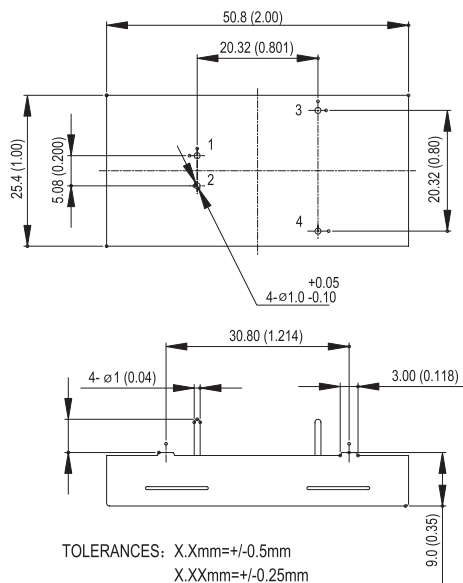


## Ordering Information

Input Voltage	Output Voltage	Output Current	Efficiency	Model Number
24V	3.3V	2.50A	76%	AV10-24S03
24V	5V	2.00A	78%	AV10-24S05
24V	8V	1.20A	82%	AV10-24S08
24V	12V	0.84A	82%	AV10-24S12
24V	15V	0.68A	82%	AV10-24S15
48V	3.3V	2.50A	77%	AV10-48S03
48V	5V	2.00A	80%	AV10-48S05
48V	5.2V	2.00A	77%	AV10-48S5V2
48V	8V	1.20A	82%	AV10-48S08
48V	12V	0.84A	85%	AV10-48S12
48V	15V	0.68A	85%	AV10-48S15
48V	96V	0.1A	85%	AV10-48S96

## Dimensions

Top view



## Pin Assignments

1. -Vin
2. +Vin
3. -Vo
4. +Vo

## Pin Length

6.6mm

Notes: 1. "Top view" means the logo face to viewer.  
2. The detail and recommended hole pattern layout is available in the Application Manual.

# AV10-D Low Power Series 10 Watt Dual Outputs

23

## Features

- Small size and low profile:  
2.0" x 1.0" x 0.35"  
(50.8 x 25.4 x 9.0mm<sup>3</sup>)
- Industry standard footprint
- High efficiency: 82%
- 2:1 wide input voltage of 18-36V,  
36-72V
- Isolated output:  $\pm 5V, \pm 12V, \pm 15V$

## Environmental

- Operating case temperature range:  
-25°C to 95°C
- Storage temperature:  
-40°C to 105°C
- MTBF: See Application Manual

## Safety

UL	UL60950
CSA	CSA22.2-60950
TUV/CE	IEC/EN60950


## Electrical Specifications

### Input

Input Range	18 to 36 Vdc 36 to 72 Vdc
-------------	------------------------------

### Output

Voltage Setpoint Accuracy	$\pm 1\%V_o$ max. ( $\pm 2\% V_o$ for dual outputs)
Line Regulation	$\pm 0.2\%V_o$ max.
Load Regulation	$\pm 0.5\%V_o$ max.
Ripple and Noise	100mVpp max.
Transient Response	5% $V_o$ max. ; recovery <200uSec max. (25% step load change from 50% $I_o$ ) di / dt :1A / 10 $\mu$ s

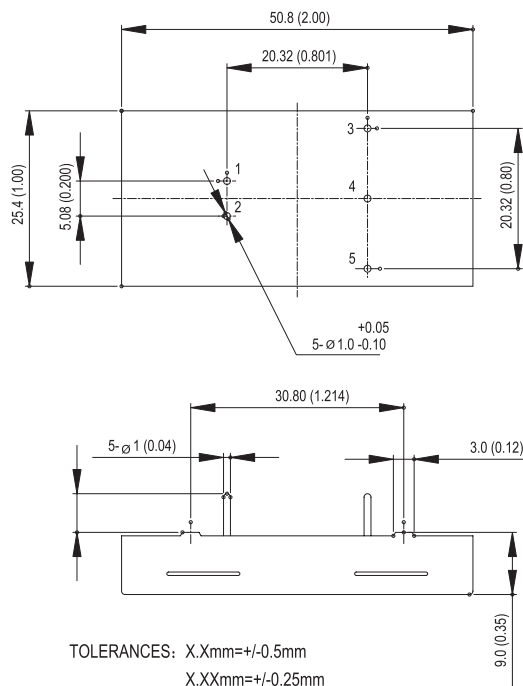


## Ordering Information

Input Voltage	Output Voltage	Output Current	Efficiency	Model Number
24V	± 5V	± 1A	79%	AV10-24D05
24V	± 12V	± 0.42A	83%	AV10-24D12
24V	± 15V	± 0.33A	83%	AV10-24D15
48V	± 5V	± 1A	79%	AV10-48D05
48V	± 12V	± 0.42A	85%	AV10-48D12
48V	± 15V	± 0.33A	83%	AV10-48D15

## Dimensions

Top view



## Pin Assignments

1. -Vin
2. +Vin
3. -Vo
4. Com
5. +Vo

## Pin Length

6.6mm

Notes: 1. "Top view" means the logo face to viewer.  
2. The detail and recommended hole pattern layout is available in the Application Manual.