

AZKUP

13 AMP GENERAL PURPOSE POWER RELAY

FEATURES

- Plug-in / solder terminals
- SPDT through 3PDT arrangement
- High switching capacity
- AC and DC coils
- Unique Armature stop, maintains adjustment
- Class F Insulation
- UL, CUR file E44211



CONTACTS

| | |
|-------------------------|--|
| Arrangement | SPDT (1 Form C) DPDT (2 Form C) 3PDT (3 Form C) |
| UL / CUR Ratings | 13 A at 120 VAC 13 A at 277 VAC [1] 3 A at 600 VAC 1/3 HP at 120 VAC 1/2 HP at 277 VAC [1] 10 A at 28 VDC 1HP at 277 VAC - 3 phase 3/4 HP at 600 VAC B600 Pilot Duty [1] 3 pole devices rated at 6.66 A when switching greater than 150 VAC unless polarity is the same on all poles. |
| Material | Silver cadmium oxide, gold flash (movable) Fine silver, gold flash (stationary) |
| Resistance | < 50 milliohms initially (24 V, 1 A voltage drop method) |

COIL

| | |
|--|---|
| Power At Pickup Voltage (typical) | DC: 675 mW AC: 1.6 VA |
| Max. Continuous Dissipation | DC: 2.0 W at 20°C (68°F) AC: 3.7 VA at 20°C (68°F) |
| Temperature | 155°C (311°F) |

NOTES

1. All values at 20°C (68°F).
2. Relay may pull in with less than "Must Operate" value.
3. Specifications subject to change without notice.

GENERAL DATA

| | |
|--|---|
| Life Expectancy Mechanical Electrical | Minimum operations 1 x 10 ⁷ operations 1x 10 ⁵ at rated load |
| Operate Time | 15 msec max. at nominal coil voltage |
| Release Time | 15 msec at nominal coil voltage |
| Dielectric Strength (at sea level for 1 min.) | 2200 Vrms coil to contact 800 Vrms contact to contact 2200 Vrms between contact sets |
| Insulation Resistance | 100 megohms min. at 500 VDC, 20°C, 50% RH |
| Dropout | DC: > 10% of nominal coil voltage AC: > 30% of nominal coil voltage |
| Ambient Temperature Operating Storage | -45° C (-49°F) to 55° C (131° F) AC coil -45° C (-49°F) to 70° C (158° F) DC coil -45° C (-49°F) to 155°C (311°F) |
| Vibration | 0.062" DA at 10-55 Hz |
| Shock | 20 g |
| Enclosure | Polycarbonate |
| Terminals | Plug-In/ QC |
| Max. Solder Temp. | 250° C (482° F) |
| Max. Solder Time | 5 seconds |
| Weight | 85 grams |

AMERICAN ZETTLER, INC. www.azettler.com

75 COLUMBIA • ALISO VIEJO, CA 92656 • PHONE: (949) 831-5000 • FAX: (949) 831-8642 • E-MAIL: SALES@AZETTLER.COM

RELAY ORDERING DATA

| STANDARD RELAYS: DC Coil | | | | | |
|--------------------------|------------------|---------------------|-------------------------------|----------------------------|-----------------------|
| COIL SPECIFICATIONS | | | | | ORDER NUMBER* SPDT |
| Nominal Coil VDC | Must Operate VDC | Max. Continuous VDC | Nominal Current mA $\pm 10\%$ | Coil Resistance $\pm 10\%$ | |
| 12 | 9.0 | 15.6 | 100 | 120 | AZKUP-1C-12D |
| 24 | 18.0 | 31.2 | 50 | 480 | AZKUP-1C-24D |
| 110 | 82.5 | 143.0 | 11 | 10000 | AZKUP-1C-110D |

*For DPDT or 3PDT substitute "-2C" or "-3C" for "-1C". Add suffix "K" for flange mount cover

| STANDARD RELAYS: AC Coil-SPDT-Flange Mount Cover | | | | | |
|--|------------------|---------------------|-----------------------|----------------------------|----------------|
| COIL SPECIFICATIONS | | | | | ORDER NUMBER |
| Nominal Coil VAC | Must Operate VAC | Max. Continuous VAC | Nominal Coil Power VA | Coil Resistance $\pm 10\%$ | |
| 120 | 102.0 | 156.0 | 2 | 2025 | AZKUP-1C-120AK |
| 240 | 204.0 | 312.0 | 2 | 8000 | AZKUP-1C-240AK |

| STANDARD RELAYS: AC Coil- DPDT | | | | | |
|--------------------------------|------------------|---------------------|-----------------------|----------------------------|---------------|
| COIL SPECIFICATIONS | | | | | ORDER NUMBER* |
| Nominal Coil VAC | Must Operate VAC | Max. Continuous VAC | Nominal Coil Power VA | Coil Resistance $\pm 10\%$ | |
| 12 | 10.2 | 15.6 | 2.2 | 18 | AZKUP-2C-12A |
| 24 | 20.4 | 31.2 | 2.2 | 72 | AZKUP-2C-24A |
| 120 | 102.0 | 156.0 | 2.2 | 1850 | AZKUP-2C-120A |
| 240 | 204.0 | 312.0 | 2.2 | 7200 | AZKUP-2C-240A |

*Add suffix "K" for flange mount cover

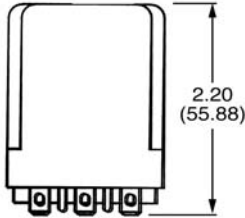
| STANDARD RELAYS: AC Coil - 3PDT | | | | | |
|---------------------------------|------------------|---------------------|-----------------------|----------------------------|---------------|
| COIL SPECIFICATIONS | | | | | ORDER NUMBER* |
| Nominal Coil VAC | Must Operate VAC | Max. Continuous VAC | Nominal Coil Power VA | Coil Resistance $\pm 10\%$ | |
| 12 | 10.2 | 15.6 | 2.2 | 18 | AZKUP-3C-12A |
| 24 | 20.4 | 31.2 | 2.2 | 72 | AZKUP-3C-24A |
| 120 | 102.0 | 156.0 | 2.2 | 1850 | AZKUP-3C-120A |
| 240 | 204.0 | 312.0 | 2.2 | 7200 | AZKUP-3C-240A |

*Add suffix "K" for flange mount cover

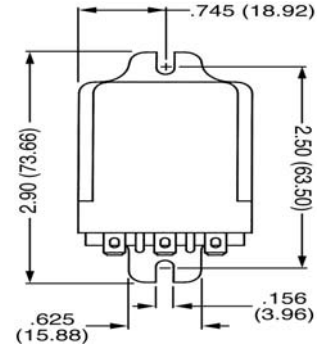
AZKUP

Mechanical Data

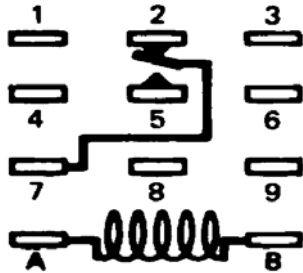
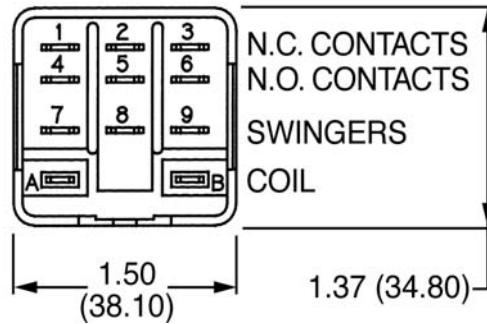
Standard Cover



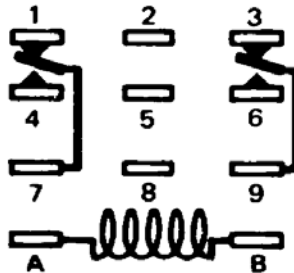
Flanged Cover "K" Suffix



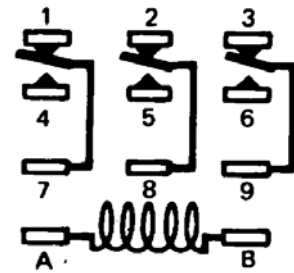
.187 (4.75) x .020 (0.51)
Q.C. MALE TERMINALS



SPDT



DPDT



3PDT

Dimensions in inches with metric equivalents in parentheses. Tolerance: $\pm .010$ "

AMERICAN ZETTLER, INC.

www.azettler.com

75 COLUMBIA • ALISO VIEJO, CA 92656 • PHONE: (949) 831-5000 • FAX: (949) 831-8642 • E-MAIL: SALES@AZETTLER.COM

9/02/05 W

AZKUP

Popular Cross- Reference

| Potter & Brumfield | AZ p/n | Magnecraft & Struthers-Dunn | Midtex |
|--------------------|----------------|-----------------------------|------------|
| KUP5D15-12 | AZKUP-1C-12D | A283XAXC-12D | |
| KUP5D15-24 | AZKUP-1C-24D | A283XAXC-24D | |
| KUP5D15-110 | AZKUP-1C-110D | A283XAXC-110D | |
| KUP11D15-12 | AZKUP-2C-12D | A283XBX C-12D | 157-22B200 |
| KUP11D15-24 | AZKUP-2C-24D | A283XBX C-24D | 157-22C200 |
| KUP11D15-110 | AZKUP-2C-110D | A283XBX C-110D | 157-22F200 |
| KUP14D15-12 | AZKUP-3C-12D | A283XCXC-12D | 157-23B200 |
| KUP14D15-24 | AZKUP-3C-24D | A283XCXC-24D | 157-23C200 |
| KUP14D15-110 | AZKUP-3C-110D | A283XCXC-110D | 157-23F200 |
| KUP11A15-12 | AZKUP-2C-12A | A283XBX C-12A | 157-22P200 |
| KUP11A15-24 | AZKUP-2C-24A | A283XBX C-24A | 157-22Q200 |
| KUP11A15-120 | AZKUP-2C-120A | A283XBX C-120A | 157-22T200 |
| KUP11A15-240 | AZKUP-2C-240A | A283XBX C-240A | 157-22U200 |
| KUP14A15-12 | AZKUP-3C-12A | A283XCXC-12A | 157-23P200 |
| KUP14A15-24 | AZKUP-3C-24A | A283XCXC-24A | 157-23Q200 |
| KUP14A15-120 | AZKUP-3C-120A | A283XCXC-120A | 157-23T200 |
| KUP14A15-240 | AZKUP-3C-240A | A283XCXC-240A | 157-23U200 |
| KUP5D55-12 | AZKUP-1C-12DK | A283XAXC1-12D | |
| KUP5D55-24 | AZKUP-1C-24DK | A283XAXC1-24D | |
| KUP5D55-110 | AZKUP-1C-110DK | A283XAXC1-110D | |
| KUP11D55-12 | AZKUP-2C-12DK | A283XBX C1-12D | 157-32B200 |
| KUP11D55-24 | AZKUP-2C-24DK | A283XBX C1-24D | 157-32C200 |
| KUP11D55-110 | AZKUP-2C-110DK | A283XBX C1-110D | 157-22F200 |
| KUP14D55-12 | AZKUP-3C-12DK | A283XCXC1-12D | 157-33B200 |
| KUP14D55-24 | AZKUP-3C-24DK | A283XCXC1-24D | 157-33C200 |
| KUP14D55-110 | AZKUP-3C-110DK | A283XCXC1-110D | 157-33F200 |
| KUP5A55-120 | AZKUP-1C-120AK | A283XAXC1-120A | |
| KUP5A55-240 | AZKUP-1C-240AK | A283XAXC1-240A | |
| KUP11A55-12 | AZKUP-2C-12AK | A283XBX C1-12A | 157-32P200 |
| KUP11A55-24 | AZKUP-2C-24AK | A283XBX C1-24A | 157-32Q200 |
| KUP11A55-120 | AZKUP-2C-120AK | A283XBX C1-120A | 157-32T200 |
| KUP11A55-240 | AZKUP-2C-240AK | A283XBX C1-240A | 157-32U200 |
| KUP14A55-12 | AZKUP-3C-12AK | A283XCXC1-12A | 157-33P200 |
| KUP14A55-24 | AZKUP-3C-24AK | A283XCXC1-24A | 157-33Q200 |
| KUP14A55-120 | AZKUP-3C-120AK | A283XCXC1-120A | 157-33T200 |
| KUP14A55-240 | AZKUP-3C-240AK | A283XCXC1-240A | 157-33U200 |