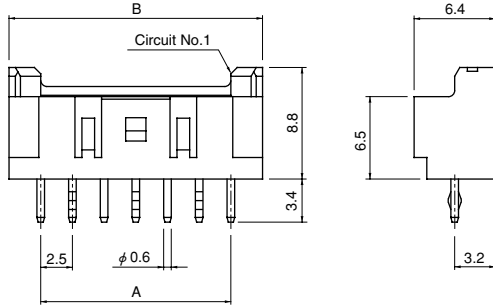


XA CONNECTOR

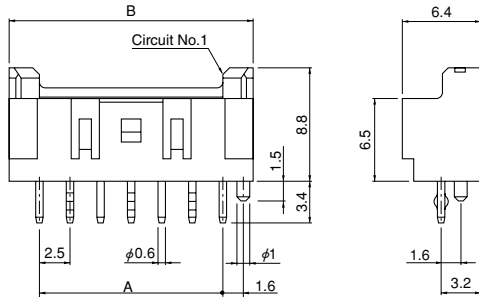
Through-hole type shrouded header

N type

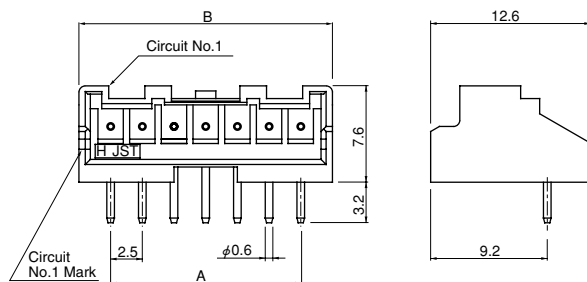
Top entry type without a boss



Top entry type with a boss



Side entry type without a hook



| Circuits | Model No. | | Dimensions (mm) | | Q'ty/box |
|----------|----------------|----------------|-----------------|------|----------|
| | Top entry type | | A | B | |
| | Without a boss | With a boss | | | |
| 2 | B02B-XASK-1N | B02B-XASK-1N-A | 2.5 | 7.5 | 1,000 |
| 3 | B03B-XASK-1N | B03B-XASK-1N-A | 5.0 | 10.0 | 400 |
| 4 | B04B-XASK-1N | B04B-XASK-1N-A | 7.5 | 12.5 | 400 |
| 5 | B05B-XASK-1N | B05B-XASK-1N-A | 10.0 | 15.0 | 400 |
| 6 | B06B-XASK-1N | B06B-XASK-1N-A | 12.5 | 17.5 | 400 |
| 7 | B07B-XASK-1N | B07B-XASK-1N-A | 15.0 | 20.0 | 250 |
| 8 | B08B-XASK-1N | B08B-XASK-1N-A | 17.5 | 22.5 | 250 |
| 9 | B09B-XASK-1N | B09B-XASK-1N-A | 20.0 | 25.0 | 250 |
| 10 | B10B-XASK-1N | B10B-XASK-1N-A | 22.5 | 27.5 | 250 |
| 11 | B11B-XASK-1N | B11B-XASK-1N-A | 25.0 | 30.0 | 200 |
| 12 | B12B-XASK-1N | B12B-XASK-1N-A | 27.5 | 32.5 | 200 |
| 13 | B13B-XASK-1N | B13B-XASK-1N-A | 30.0 | 35.0 | 100 |
| 14 | B14B-XASK-1N | B14B-XASK-1N-A | 32.5 | 37.5 | 100 |
| 15 | B15B-XASK-1N | B15B-XASK-1N-A | 35.0 | 40.0 | 100 |
| 18 | B18B-XASK-1N | — | 42.5 | 47.5 | 100 |

Material and Finish

Pin: Copper alloy, copper-undercoated, tin-plated (reflow treatment)
Wafer: Glass-filled PA 66, UL94V-0, natural (white)

RoHS compliance This product displays (LF)(SN) on a label.

<For reference> As the color identification, the following alphabet shall be put in the underlined part.
For availability, delivery and minimum order quantity, contact JST.

ex. **B02B-XASK-1N-A**

S...natural (white)
K...black R...red E...blue Y...yellow L...lemon yellow
M...green O...orange N...brown H...gray P...purple
LE...light blue PK...pink FY...vivid yellow

| Circuits | Model No. | Dimensions (mm) | | Q'ty/box |
|----------|--------------------------------|-----------------|------|----------|
| | Side entry type without a hook | A | B | |
| 2 | S02B-XASS-1N-BN | 2.5 | 7.5 | 250 |
| 3 | S03B-XASS-1N-BN | 5.0 | 10.0 | 250 |
| 4 | S04B-XASS-1N-BN | 7.5 | 12.5 | 200 |
| 5 | S05B-XASS-1N-BN | 10.0 | 15.0 | 200 |
| 6 | S06B-XASS-1N-BN | 12.5 | 17.5 | 200 |
| 7 | S07B-XASS-1N-BN | 15.0 | 20.0 | 200 |
| 8 | S08B-XASS-1N-BN | 17.5 | 22.5 | 100 |
| 9 | S09B-XASS-1N-BN | 20.0 | 25.0 | 100 |
| 10 | S10B-XASS-1N-BN | 22.5 | 27.5 | 100 |
| 11 | S11B-XASS-1N-BN | 25.0 | 30.0 | 100 |
| 12 | S12B-XASS-1N-BN | 27.5 | 32.5 | 100 |
| 13 | S13B-XASS-1N-BN | 30.0 | 35.0 | 100 |
| 14 | S14B-XASS-1N-BN | 32.5 | 37.5 | 100 |

Material and Finish

Pin: Copper alloy, copper-undercoated, tin-plated (reflow treatment)
Wafer: Glass-filled PA 66, UL94V-0, natural (white)

RoHS compliance This product displays (LF)(SN) on a label.

Note: As for side entry type, we recommend to use a product with a boss (hook) because stress is applied directly to fillet part when handling the wire. When using the side entry type product without a boss (hook), please handle the wire with care.