


ADSL2 Transformer

For Broadcom BCM6348 Router Chip



- Designed for use with the Broadcom BCM6348 router chip
- Low leakage inductance and 1875 V interwinding isolation
- Evaluated and approved by UL to meet 60950 under a Supplementary Insulation System with a working voltage of 250 Vrms, 353.5 V peak.

Core material Ferrite

Terminations RoHS tin-silver over tin over nickel over phos bronze. Other terminations available at additional cost.

Weight 6.2 g

Ambient temperature -40°C to +85°C

Storage temperature Component: -40°C to +85°C.
Tape and reel packaging: -40°C to +80°C

Resistance to soldering heat Max three 40 second reflows at +260°C, parts cooled to room temperature between cycles

Moisture Sensitivity Level (MSL) 1 (unlimited floor life at <30°C / 85% relative humidity)

Mean Time Between Failures (MTBF) 26,315,789 hours

Packaging 175 per 13" reel Plastic tape: 32 mm wide, 0.42 mm thick, 28 mm pocket spacing, 12.9 mm pocket depth

PCB washing Tested with pure water or alcohol only. For other solvents, see Doc787_PCB_Washing.pdf

Part number ¹	Turns ratio line:chip	Line side inductance ² ±5% (µH)	Leakage inductance ³ max (µH)	Capacitance ⁴ max (pF)	DCR max (Ohms)		Longitudinal balance min (dB)	THD max (dB)
					chip side	line side		
B0727-BL_	2:1	409.5	6.5	65.0	0.645 (1-4) 0.645 (2-5)	0.284 (10-7) 0.371 ((9-6)	50.0 (1.1 MHz)	-80

1. When ordering, please specify **termination** and **packaging** coded:

B0727-BLD

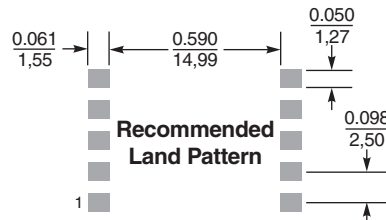
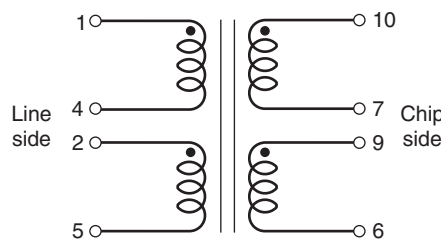
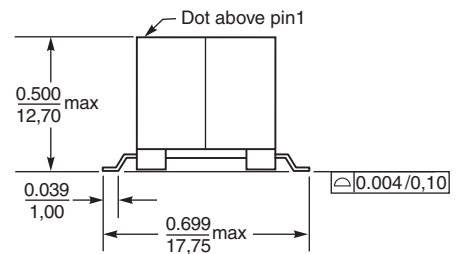
Termination: L = RoHS tin-silver over tin over nickel over phos bronze.
Special order: **T** = RoHS tin-silver-copper (95.5/4/0.5) or **S** = non-RoHS tin-lead (63/37).

Packaging: D = 13" machine-ready reel. EIA-481 embossed plastic tape (175 parts per full reel).

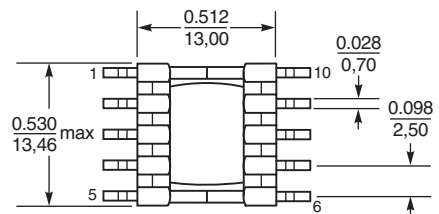
B = Less than full reel. In tape, but not machine ready. To have a leader and trailer added (\$25 charge), use code letter D instead.

- Inductance measured at 10 kHz, 0.1 Vrms, 0 Adc with windings connected in series.
- Leakage inductance measured at 100 kHz, 0.1 Vrms, 0 Adc from pins 1 to 5 with pins 4 and 2 connected and all chip side pins shorted.
- Capacitance measured at 100 kHz, 0.1 Vrms, 0 Adc from chip side to line side.
- Electrical specifications at 25°C.

Refer to Doc 362 "Soldering Surface Mount Components" before soldering.



Dimensions are in inches/mm



US +1-847-639-6400 sales@coilcraft.com
UK +44-1236-730595 sales@coilcraft-europe.com
Taiwan +886-2-2264 3646 sales@coilcraft.com.tw
China +86-21-6218 8074 sales@coilcraft.com.cn
Singapore + 65-6484 8412 sales@coilcraft.com.sg

Document 414 Revised 10/20/08

© Coilcraft Inc. 2013

This product may not be used in medical or high risk applications without prior Coilcraft approval. Specification subject to change without notice. Please check web site for latest information.