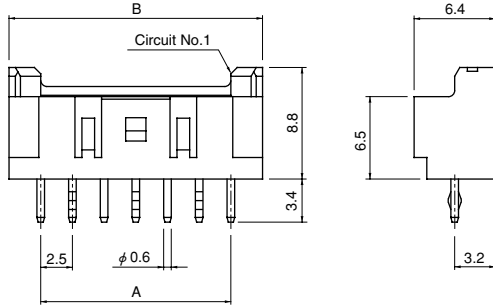


XA CONNECTOR

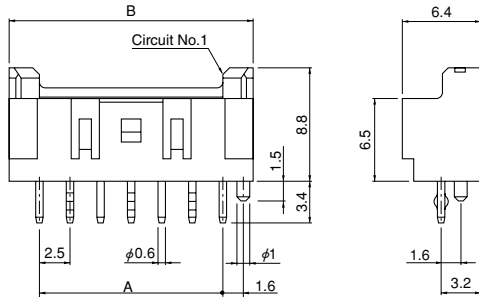
Through-hole type shrouded header

N type

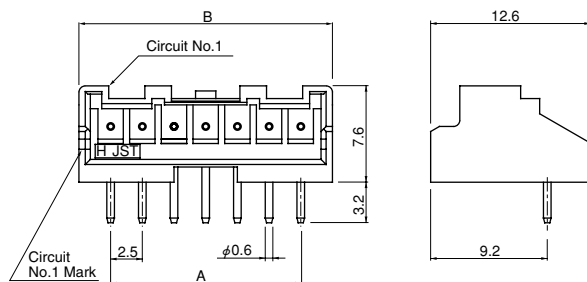
Top entry type without a boss



Top entry type with a boss



Side entry type without a hook



Circuits	Model No.		Dimensions (mm)		Q'ty/box
	Top entry type		A	B	
	Without a boss	With a boss			
2	B02B-XASK-1N	B02B-XASK-1N-A	2.5	7.5	1,000
3	B03B-XASK-1N	B03B-XASK-1N-A	5.0	10.0	400
4	B04B-XASK-1N	B04B-XASK-1N-A	7.5	12.5	400
5	B05B-XASK-1N	B05B-XASK-1N-A	10.0	15.0	400
6	B06B-XASK-1N	B06B-XASK-1N-A	12.5	17.5	400
7	B07B-XASK-1N	B07B-XASK-1N-A	15.0	20.0	250
8	B08B-XASK-1N	B08B-XASK-1N-A	17.5	22.5	250
9	B09B-XASK-1N	B09B-XASK-1N-A	20.0	25.0	250
10	B10B-XASK-1N	B10B-XASK-1N-A	22.5	27.5	250
11	B11B-XASK-1N	B11B-XASK-1N-A	25.0	30.0	200
12	B12B-XASK-1N	B12B-XASK-1N-A	27.5	32.5	200
13	B13B-XASK-1N	B13B-XASK-1N-A	30.0	35.0	100
14	B14B-XASK-1N	B14B-XASK-1N-A	32.5	37.5	100
15	B15B-XASK-1N	B15B-XASK-1N-A	35.0	40.0	100
18	B18B-XASK-1N	—	42.5	47.5	100

Material and Finish

Pin: Copper alloy, copper-undercoated, tin-plated (reflow treatment)
Wafer: Glass-filled PA 66, UL94V-0, natural (white)

RoHS compliance This product displays (LF)(SN) on a label.

<For reference> As the color identification, the following alphabet shall be put in the underlined part.
For availability, delivery and minimum order quantity, contact JST.

ex. **B02B-XASK-1N-A**

S...natural (white)

K...black R...red E...blue Y...yellow L...lemon yellow

M...green O...orange N...brown H...gray P...purple

LE...light blue PK...pink FY...vivid yellow

Circuits	Model No.		Dimensions (mm)		Q'ty/box
	Side entry type without a hook		A	B	
2	S02B-XASS-1N-BN	S02B-XASS-1N-BN	2.5	7.5	250
3	S03B-XASS-1N-BN	S03B-XASS-1N-BN	5.0	10.0	250
4	S04B-XASS-1N-BN	S04B-XASS-1N-BN	7.5	12.5	200
5	S05B-XASS-1N-BN	S05B-XASS-1N-BN	10.0	15.0	200
6	S06B-XASS-1N-BN	S06B-XASS-1N-BN	12.5	17.5	200
7	S07B-XASS-1N-BN	S07B-XASS-1N-BN	15.0	20.0	200
8	S08B-XASS-1N-BN	S08B-XASS-1N-BN	17.5	22.5	100
9	S09B-XASS-1N-BN	S09B-XASS-1N-BN	20.0	25.0	100
10	S10B-XASS-1N-BN	S10B-XASS-1N-BN	22.5	27.5	100
11	S11B-XASS-1N-BN	S11B-XASS-1N-BN	25.0	30.0	100
12	S12B-XASS-1N-BN	S12B-XASS-1N-BN	27.5	32.5	100
13	S13B-XASS-1N-BN	S13B-XASS-1N-BN	30.0	35.0	100
14	S14B-XASS-1N-BN	S14B-XASS-1N-BN	32.5	37.5	100

Material and Finish

Pin: Copper alloy, copper-undercoated, tin-plated (reflow treatment)
Wafer: Glass-filled PA 66, UL94V-0, natural (white)

RoHS compliance This product displays (LF)(SN) on a label.

Note: As for side entry type, we recommend to use a product with a boss (hook) because stress is applied directly to fillet part when handling the wire. When using the side entry type product without a boss (hook), please handle the wire with care.