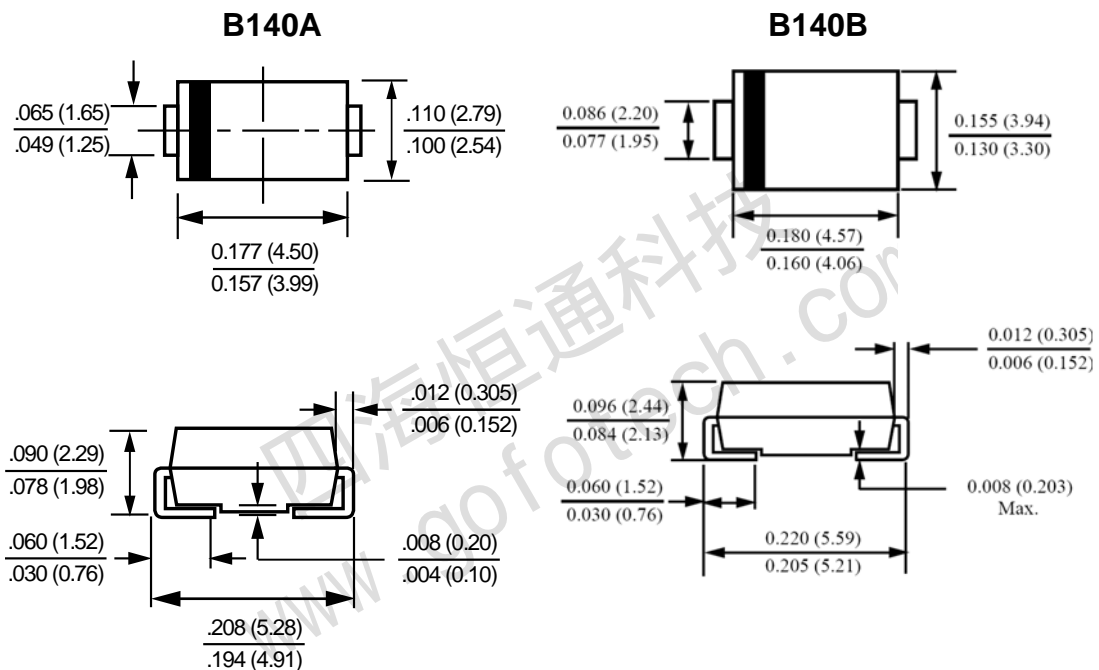


**A Surface Mount Schottky Barrier Rectifier**

❖ **PACKAGE OUTLINE**



❖ **FEATURES**

- Low profile package
- Ideal for automated placement
- Guard Ring for over voltage protection
- Low forward voltage drop
- Component in accordance to RoHS 2002/95/EC

❖ **MECHANICAL DATAPIN ASSIGNMET**

- Case: DO-214AC (B140A), DO-214AA (B140B)
- Case Material: Molded Plastic. UL Flammability Classification Rating 94V-0
- Terminals: Lead Free Plating (Tin Finish). Solder able per MIL-STD-202, Method 208
- Polarity: Cathode Band
- Weight: 0.062/0.095 grams (approximate)

❖ ORDER/MARKING INFORMATION

Order Information	Top Marking
<p style="text-align: center;">B X X X X G</p> <p>Peak Current 1: 1A      Voltage 40: 40V      Type                      A: DO-214AC                      B: DO-214AA</p>	<p style="text-align: center;">AXE YW B140X XG</p> <p>W : 01~26(A~Z)                      27~52(a~z)                      Y : 6 = 2006                      A = 2010</p> <p>ID code : internal                      A: B140A / B: B140B</p>

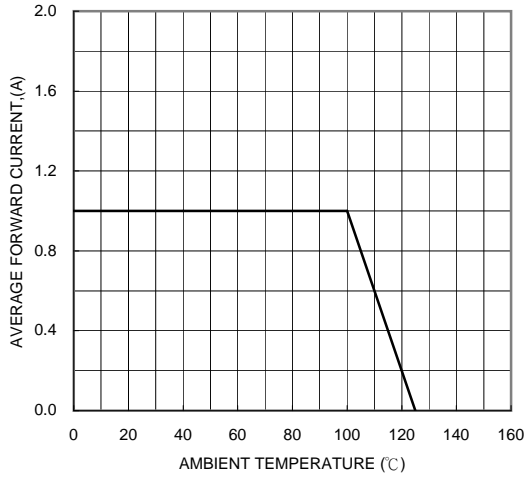
❖ MAXIMUM RATINGS AND ELECTRICAL CHARACTERISTICS

T<sub>A</sub>=25°C (unless otherwise noted)

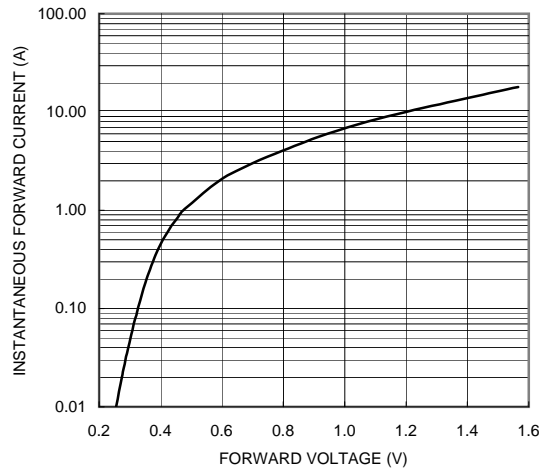
Characteristics	Symbol	Value	Units
Maximum Recurrent Peak Reverse Voltage	V <sub>RRM</sub>	40	V
Maximum RMS Reverse Voltage	V <sub>RMS</sub>	28	V
Maximum DC Blocking Voltage	V <sub>DC</sub>	40	V
Maximum Average Forward Rectified Current	I <sub>F</sub>	1.0	A
Peak Forward Surge Current, 8.3ms Single Half	I <sub>FSM</sub>	30	A
Maximum Instantaneous Forward Voltage I <sub>F</sub> =1A@T <sub>A</sub> =25°C	V <sub>F</sub>	0.5	V
Maximum DC Reverse Current At Rated DC Blocking Voltage	T <sub>A</sub> =25°C	0.5	mA
	T <sub>A</sub> =100°C	10	
Typical Junction Capacitance	C <sub>J</sub>	70	pF
Typical Thermal Resistance	R <sub>θJA</sub>	70	°C/W
	R <sub>θJC</sub>	30	
Operating Temperature Range	T <sub>J</sub>	-55 to +125	°C
Storage Temperature Range	T <sub>STG</sub>	-55 to +150	°C

❖ TYPICAL CHARACTERISTICS

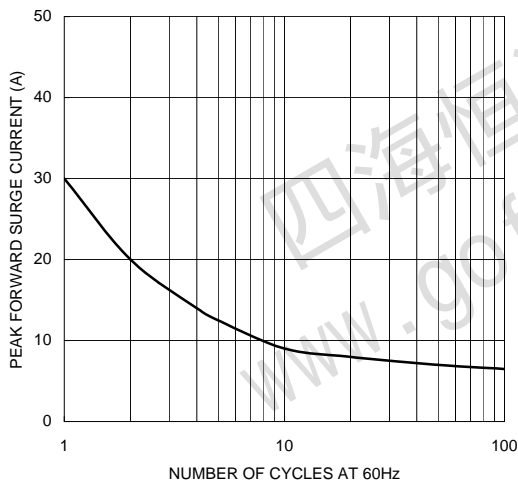
TYPICAL FORWARD CURRENT DERATING CURVE



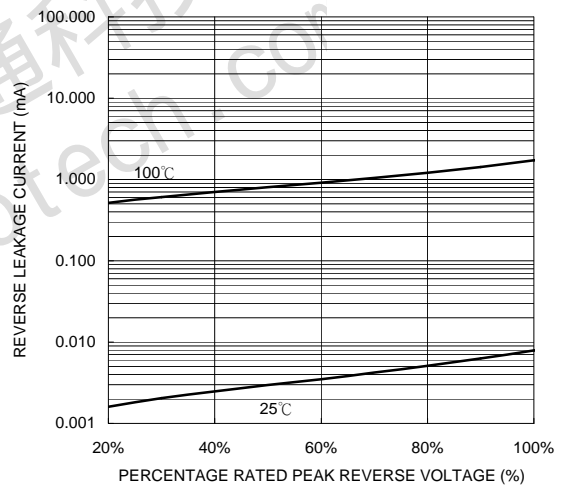
TYPICAL FORWARD CHARACTERISTICS



MAXIMUM NON-REPETITIVE FORWARD SURGE CURRENT



TYPICAL REVERSE CHARACTERISTICS



TYPICAL JUNCTION CAPACITANCE

